



# 嘉義縣國小低年級 課後英語班教學資源書



嘉義縣英語暨雙語教學資源中心 編製

112.8.15



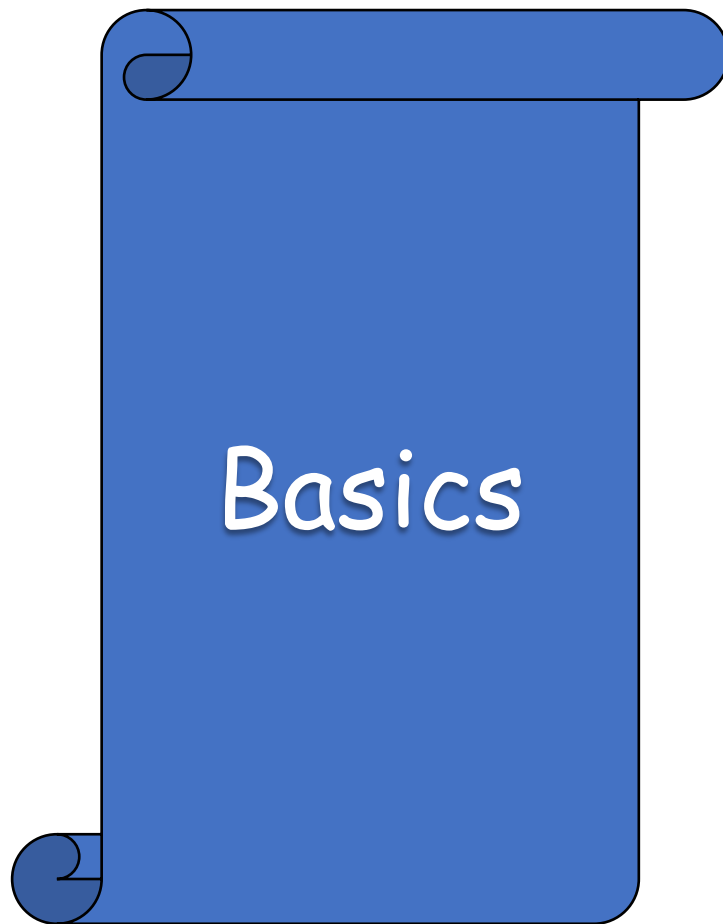
	Book title	Grammar focus	Page
1	Brown Bear, Brown Bear, What Do You See?	<ul style="list-style-type: none"> <li>● What do you see?</li> <li>● I see (a) ...</li> </ul> <p><b>BOOK</b> <a href="https://reurl.cc/AAN7OQ">https://reurl.cc/AAN7OQ</a></p> <p><b>VIDEO</b> <a href="https://reurl.cc/VLdDNY">https://reurl.cc/VLdDNY</a></p>	4
2	I Can Paint!	<ul style="list-style-type: none"> <li>● I can paint!</li> <li>● I can paint a _____.</li> <li>● A _____ in (a) _____.</li> <li>● A _____ on (a) _____.</li> </ul> <p><b>BOOK</b> <a href="https://reurl.cc/gDq2GQ">https://reurl.cc/gDq2GQ</a></p>	5
3	The Four Seasons	<ul style="list-style-type: none"> <li>● In (season), _____.</li> </ul> <p><b>BOOK</b> <a href="https://reurl.cc/OvyAMD">https://reurl.cc/OvyAMD</a></p> <p><b>VIDEO</b> <a href="https://reurl.cc/8jgovg">https://reurl.cc/8jgovg</a></p>	6
4	Always Be Nice	<ul style="list-style-type: none"> <li>● Be _____.</li> <li>● Don't _____.</li> </ul> <p><b>BOOK</b> <a href="https://reurl.cc/iDn1Qp">https://reurl.cc/iDn1Qp</a></p> <p><b>VIDEO</b> <a href="https://reurl.cc/zYdZqy">https://reurl.cc/zYdZqy</a></p>	7
5	Little Goat	<ul style="list-style-type: none"> <li>● Where are you?</li> <li>● I am here.</li> </ul> <p><b>BOOK</b> <a href="https://reurl.cc/GA3xny">https://reurl.cc/GA3xny</a></p> <p><b>VIDEO</b> <a href="https://reurl.cc/qLl5YN">https://reurl.cc/qLl5YN</a></p>	8
6	Billy to the Rescue	<ul style="list-style-type: none"> <li>● Oh no!</li> <li>● Let's go!</li> <li>● Thank you.</li> <li>● _____ need _____.</li> </ul> <p><b>BOOK</b> <a href="https://reurl.cc/51A5Rz">https://reurl.cc/51A5Rz</a></p> <p><b>VIDEO</b></p>	13

		<a href="https://reurl.cc/o7a1Yj">https://reurl.cc/o7a1Yj</a>	
7	Let's Be Friends	<ul style="list-style-type: none"> <li>● Oh my. Oh no. Oh dear.</li> <li>● Make some friends</li> <li>● Let's try!</li> <li>● So do I!</li> <li>● Let's be friends!</li> <li>● Do you like (to) _____?</li> </ul> <b>BOOK</b> <a href="https://reurl.cc/QXvLV9">https://reurl.cc/QXvLV9</a> <b>VIDEO</b> <a href="https://reurl.cc/ZW6AIM">https://reurl.cc/ZW6AIM</a>	14
8	Busy Mother Hen	<ul style="list-style-type: none"> <li>● Will you go to _____ with me?</li> <li>● Yes, no, I'm busy</li> </ul> <b>BOOK</b> <a href="https://reurl.cc/AAN7zd">https://reurl.cc/AAN7zd</a> <b>VIDEO</b> <a href="https://reurl.cc/WG2rV7">https://reurl.cc/WG2rV7</a>	15
9	Where is the Green Sheep?	<ul style="list-style-type: none"> <li>● Where is _____?</li> <li>● Here is _____.</li> </ul> <b>VIDEO</b> <a href="https://reurl.cc/94KGLX">https://reurl.cc/94KGLX</a>	16
10	The Three Little Kittens	<ul style="list-style-type: none"> <li>● Oh no!</li> <li>● Help!</li> </ul> <b>BOOK</b> <a href="https://reurl.cc/iDn1Y2">https://reurl.cc/iDn1Y2</a> <b>VIDEO</b> <a href="https://reurl.cc/kXz1gg">https://reurl.cc/kXz1gg</a>	18
11	Malar's Big House	<ul style="list-style-type: none"> <li>● What do you need?</li> <li>● Can you give me _____?</li> </ul> <b>BOOK</b> <a href="https://reurl.cc/LAkmqx">https://reurl.cc/LAkmqx</a> <b>VIDEO</b> <a href="https://reurl.cc/N07A95">https://reurl.cc/N07A95</a>	19
12	Sani and Suri	<ul style="list-style-type: none"> <li>● _____ had a _____.</li> </ul> <b>BOOK</b> <a href="https://reurl.cc/x7r92N">https://reurl.cc/x7r92N</a> <b>VIDEO</b> <a href="https://reurl.cc/YeAvoo">https://reurl.cc/YeAvoo</a>	20
13	The Bee and the Elephant	<ul style="list-style-type: none"> <li>● Is this your _____?</li> <li>● Yes, this is my _____.</li> <li>● No, it's not.</li> </ul>	21

		<p><b>BOOK</b>  <a href="https://reurl.cc/8jgoZM">https://reurl.cc/8jgoZM</a></p> <p><b>VIDEO</b>  <a href="https://reurl.cc/N07AMe">https://reurl.cc/N07AMe</a></p>	
14	Egg	<ul style="list-style-type: none"> <li>● (Not) my _____.</li> <li>● (Not) our _____.</li> </ul> <p><b>BOOK</b>  <a href="https://reurl.cc/3x2oq9">https://reurl.cc/3x2oq9</a></p> <p><b>VIDEO</b>  <a href="https://reurl.cc/aVWny4">https://reurl.cc/aVWny4</a></p>	22
15	Have You Seen Sundari?	<ul style="list-style-type: none"> <li>● Have you seen _____?</li> </ul> <p><b>BOOK</b>  <a href="https://reurl.cc/656Z6M">https://reurl.cc/656Z6M</a></p> <p><b>VIDEO</b>  <a href="https://reurl.cc/XE0j1e">https://reurl.cc/XE0j1e</a></p>	23
16	Friends	<ul style="list-style-type: none"> <li>● My name is _____.</li> <li>● Their names are _____.</li> <li>● My friend _____ likes to _____.</li> </ul> <p><b>BOOK</b>  <a href="https://reurl.cc/ZW6AK3">https://reurl.cc/ZW6AK3</a></p> <p><b>VIDEO</b>  <a href="https://reurl.cc/N07AkQ">https://reurl.cc/N07AkQ</a></p>	24
17	BUNTY AND BUBBLY	<ul style="list-style-type: none"> <li>● I like to/love to _____.</li> <li>● _____ likes to/loves to _____.</li> </ul> <p><b>BOOK</b>  <a href="https://reurl.cc/r57DMx">https://reurl.cc/r57DMx</a></p> <p><b>VIDEO</b>  <a href="https://reurl.cc/N07AkQ">https://reurl.cc/N07AkQ</a></p>	25
18	Polar Bear, Polar Bear, What Do You Hear?	<ul style="list-style-type: none"> <li>● What do you hear?</li> <li>● I hear _____.</li> </ul> <p><b>BOOK</b>  <a href="https://reurl.cc/QXvL00">https://reurl.cc/QXvL00</a></p> <p><b>VIDEO</b>  <a href="https://reurl.cc/kXz1GL">https://reurl.cc/kXz1GL</a></p>	26
19	Where's Spot?	<ul style="list-style-type: none"> <li>● Where is _____?</li> <li>● Is he/she/it _____?</li> </ul> <p><b>BOOK</b>  <a href="https://reurl.cc/VLdDyy">https://reurl.cc/VLdDyy</a></p> <p><b>VIDEO</b>  <a href="https://reurl.cc/4o0p52">https://reurl.cc/4o0p52</a></p>	27

20	How Do Dinosaurs Say Goodnight?	<ul style="list-style-type: none"> <li>● Good night!</li> <li>● Turn off the light.</li> <li>● Piggy back ride</li> </ul> <b>BOOK</b> <a href="https://reurl.cc/zYdN87">https://reurl.cc/zYdN87</a>  <b>VIDEO</b> <a href="https://reurl.cc/r57R8y">https://reurl.cc/r57R8y</a>	28
21	Pony Brushes His Teeth	<ul style="list-style-type: none"> <li>● Just like _____.</li> </ul> <b>VIDEO</b> <a href="https://reurl.cc/Ovy4Xg">https://reurl.cc/Ovy4Xg</a>	29
22	Doing my Chores	<ul style="list-style-type: none"> <li>● I like to do my chores.</li> <li>● Great job!</li> <li>● It was fun.</li> <li>● Have some fun.</li> <li>● Do your chores.</li> </ul> <b>BOOK</b> <a href="https://reurl.cc/x7rQG5">https://reurl.cc/x7rQG5</a>  <b>VIDEO</b> <a href="https://reurl.cc/XE0Vla">https://reurl.cc/XE0Vla</a>	30
23	Counting Animals	<ul style="list-style-type: none"> <li>● He/She/They want to _____.</li> </ul> <b>BOOK</b> <a href="https://reurl.cc/N07RZ5">https://reurl.cc/N07RZ5</a>  <b>VIDEO</b> <a href="https://reurl.cc/b90Ekr">https://reurl.cc/b90Ekr</a>	32
24	Up, Down & All Around	<ul style="list-style-type: none"> <li>● Look _____.</li> <li>● Turn _____.</li> </ul> <b>BOOK</b> <a href="https://reurl.cc/7k1pDk">https://reurl.cc/7k1pDk</a>  <b>VIDEO</b> <a href="https://reurl.cc/GA3EEd">https://reurl.cc/GA3EEd</a>	33
25	The Lunker	<ul style="list-style-type: none"> <li>● On _____, I/we _____.</li> </ul> <b>BOOK</b> <a href="https://reurl.cc/K0aQQm">https://reurl.cc/K0aQQm</a>  <b>VIDEO</b> <a href="https://reurl.cc/o7aQZl">https://reurl.cc/o7aQZl</a>	34
26	When I Grow Up	<ul style="list-style-type: none"> <li>● When I grow up, I want to be a _____.</li> </ul> <b>BOOK</b> <a href="https://reurl.cc/eDNODM">https://reurl.cc/eDNODM</a>  <b>VIDEO</b>	35

		<a href="https://reurl.cc/v7ZW0e">https://reurl.cc/v7ZW0e</a>	
27	Brave Bora	<ul style="list-style-type: none"> <li>● It's okay.</li> <li>● Let's go.</li> <li>● It's your turn.</li> <li>● Let's come back.</li> </ul> <b>BOOK</b> <a href="https://reurl.cc/Ovy4G3">https://reurl.cc/Ovy4G3</a>  <b>VIDEO</b> <a href="https://reurl.cc/XE0VG3">https://reurl.cc/XE0VG3</a>	36
28	I like to read	<ul style="list-style-type: none"> <li>● I like to _____.</li> <li>● Who can I read to?</li> <li>● I can read to _____.</li> </ul> <b>BOOK</b> <a href="https://reurl.cc/115mbW">https://reurl.cc/115mbW</a>  <b>VIDEO</b> <a href="https://reurl.cc/8igp6j">https://reurl.cc/8igp6j</a>	37
29	Under My Bed	<ul style="list-style-type: none"> <li>● Under my bed</li> <li>● Get some water</li> <li>● Oh my God!</li> <li>● What should I do?</li> <li>● Go back to sleep.</li> <li>● Turn on/off the light.</li> <li>● What happened?</li> </ul> <b>BOOK</b> <a href="https://reurl.cc/N07RYQ">https://reurl.cc/N07RYQ</a>  <b>VIDEO</b> <a href="https://reurl.cc/dDMWaM">https://reurl.cc/dDMWaM</a>	38
30	Is There Anyone Like Me?	<ul style="list-style-type: none"> <li>● I looked _____.</li> <li>● I can _____.</li> <li>● I can't _____.</li> </ul> <b>BOOK</b> <a href="https://reurl.cc/Eo9RbR">https://reurl.cc/Eo9RbR</a>  <b>VIDEO</b> <a href="https://reurl.cc/Ovy4RD">https://reurl.cc/Ovy4RD</a>	39



“Basics,” “experienced” and “advanced” are the three terms used to divide the picture books into broad categories for this collection. The categories are based on the perceived difficulty of the language content. The following books are part of the first category.

*Brown Bear, Brown Bear, What Do You See?*

By Bill Martin Jr

<b>Key Vocabulary</b>	● Brown	● Bear	● Teacher
	● Red	● Bird	● Children
	● Yellow	● Duck	● You
	● Blue	● Horse	
	● Green	● Frog	
	● Purple	● Cat	
	● White	● Dog	
	● Black	● Sheep	
	● White	● Goldfish	
	● Gold		

<b>Grammar Focus</b>	<ul style="list-style-type: none"><li>● What do you <b>see</b>?</li><li>● I <b>see</b> (a) ...</li></ul>
----------------------	--

**Description:** This book is about animals and colors.

**Activity Ideas:**

Because the book is about two separate concepts, it can be used to teach two different sets of vocabulary.

The grammar is great to have students respond to the question. When teaching colors, the teacher can ask students, "What do you see?" and students can respond with, "I see (red, blue, etc.)." This same pattern can be used to introduce animals.

Key words like "see" should be stressed and emphasized when spoken. Teachers should check for comprehension on these words and use body language.

Links:

<https://www.yonkerspublicschools.org/cms/lib/NY01814060/Centricity/Domain/1621/Brown%20Bear%20Book.pdf> – Book

<https://youtu.be/paw2RGSdwG0> – Video



## *I Can Paint!*

By Bèl Richardson

<b>Key Vocabulary</b>	<ul style="list-style-type: none"><li>● Paint</li><li>● Train</li><li>● Rain</li><li>● Spain</li><li>● Boat</li><li>● Goat</li><li>● Coat</li><li>● Feet</li><li>● Street</li><li>● Meet</li></ul>	<ul style="list-style-type: none"><li>● On</li><li>● In</li></ul>
-----------------------	--	---

<b>Grammar Focus</b>	<ul style="list-style-type: none"><li>● I <b>can</b> paint!</li><li>● I <b>can</b> paint a _____.</li><li>● A _____ in (a) _____.</li><li>● A _____ on (a) _____.</li></ul>
----------------------	---

**Description:** This book is about objects, places and what one can do.

### **Activity Ideas:**

Because the book is about objects, places and what one can do, it can be used to teach the basic vocabulary and some basic prepositions (where things are). It can also be used to help students learn how to say what they can and can't do.

**Examples:** I can draw. I can read. I can dance.

Students can also play games with prepositions. Teachers can use objects and ask students to say, "on" or "in" and other prepositions, (under, behind, etc.), can be taught if students are good at the game.

Key words like "can" should be stressed and emphasized when spoken.

Link:

[http://freekidsbooks.org/wp-content/uploads/2022/04/I-Can-Paint\\_FKB.pdf](http://freekidsbooks.org/wp-content/uploads/2022/04/I-Can-Paint_FKB.pdf) - Book  
(no video)

## The Four Seasons

By Pam Bull

Key Vocabulary	● Four	● Puddle(s)	● Play
	● Seasons	● Beach	● Come(s)
	● Spring	● Trees	● Lose
	● Summer	● Leaves	● Make
	● Fall	● Face	● Longer
	● Winter	● Pumpkins	● Shorter
	● Rain	● Wind	● Fun
	● Hot	● Snow	
	● Cool		

### Grammar Focus

- In (season), \_\_\_\_\_.

**Description:** This book is about the four seasons and what each one is like.

### Activity Ideas:

This book can be for lower-level and higher-level students. If students are at a lower level, they can focus on learning the seasons and some nouns. For higher-level students, they can learn verbs.

Students can also play games with the seasons. Pictures of the seasons could be posted on the board and children can compete to pick the season that the teacher says (flyswatter).

Teachers can adjust the game by describing the season instead of saying the word.

**Example:** Hot => summer

Snow => winter

Link:

<https://www.pgcxhy.com.cn/files/images/reading/The%20Four%20Seasons.pdf>

– Book

<https://www.youtube.com/watch?v=x02Nmsr1j9k> – Video

## Always Be Nice

By Daniëlle Bruckert

<b>Key Vocabulary</b>	● Goat	● Always	● Nice
	● Cow	● Don't	● Kind
	● Penguin	● Left out	● Others
	● Zebra	● Think	● Feel
	● Walrus	● Use	● Feelings
	● Hippo	● Help out	● Mean
	● Moose	● Sharing is caring	● Words
	● Bear	● Please	● You
	● Panda	● Forget	
	● Cat	Thank you	

### Grammar focus

- Be \_\_\_\_.
- Don't \_\_\_\_.

**Description:** This book is about how to treat others.

### Activity Ideas:

This book can be for lower-level and higher-level students. If students are at a lower level, they can focus on learning the animal names and only the more basic phrases. For higher-level students, they can learn the all phrases.

Students can also play games with the animals. Pictures of the animals could be posted on the board and children can compete to pick the animal that the teacher says (flyswatter).

Link:

[http://freekidsbooks.org/wp-content/uploads/2022/08/FKB\\_Learn-Sight-Words-Print-friendly-Always-Be-Nice-VZ.pdf](http://freekidsbooks.org/wp-content/uploads/2022/08/FKB_Learn-Sight-Words-Print-friendly-Always-Be-Nice-VZ.pdf) - Book

[https://www.youtube.com/watch?v=T\\_Fj8oLIsNO](https://www.youtube.com/watch?v=T_Fj8oLIsNO) – Video

## Little Goat

By Mirna Lawrence

<b>Key Vocabulary</b>	● Goat	● Little	● Look
	● Grass	● Sweetest	● Gurgled
	● Sky	● Above	● Listen
	● River	● Below	● Answer
	● Song	● Didn't	● Called
	● Bird	● Further	● Walked
	● Mother	● Far	● Moved
	● Bridge	● Across	● Found
	● Blue	● Gently	● Wondered
			● Asleep
		● Lost	

### Grammar focus

- Where are you?
- I am here.

**Description:** This book is about a goat that wanders around.

### Activity Ideas:

This book can be for lower-level and higher-level students. If students are at a lower level, they can focus on learning nouns related to the environment. For higher-level students, they can learn the prepositions and verbs.

Students can play games with a map. Teachers can ask, "Where are you?" Students can then point to different part of the map and say, "I am here." Higher-level students can also say the name of the area, like river or bridge.

Link:

[https://www.dropbox.com/sh/dokopjhcbv2239m/AAC38pBSGrihKQ-QFxCvcP1a?dl=0&preview=little-goat\\_english\\_20170208.pdf](https://www.dropbox.com/sh/dokopjhcbv2239m/AAC38pBSGrihKQ-QFxCvcP1a?dl=0&preview=little-goat_english_20170208.pdf) – Book

<https://www.youtube.com/watch?v=noRp3dWwJGc> – Video

## Billy to the Rescue

By Mamoloko Sələpə

<b>Key Vocabulary</b>	● Fire engine	● We	● Clean
	● Fire	● Another	● Shiny
	● Firefighter	● Everyone	● Dirty
	● Animals		● Important
	● Plants		● Need
	● People		

<b>Important Phrases</b>	● Oh no!
	● Let's go!
	● Thank you.
	● _____ need _____.

**Description:** This book is about a fire engine, (firetruck), that helps people.

### Activity Ideas:

This book is for lower-level students. If students are at a higher level, they can practice using need.

Example: We need you. We need Billy.

Students can play games with images. Teachers can prepare pictures of animals, plants, people and fire. When the pictures are shown, student shout what category it is. If a picture of fire comes up, students should shout fire, stand up and pretend to call Billy.

Example: Picture of deer => Animal

Link:

<https://www.bookspring.org/wp-content/uploads/2021/05/41354-billy-to-the-rescue.pdf> – Book

<https://www.youtube.com/watch?v=zX-iI7QQgQY> – Video

*Let's Be Friends*

By Murray Hunter

<b>Key Vocabulary</b>	● Friends	● Like
	● Seashells	● Swim
	● Fish	● Try
	● Nobody	

<b>Important Phrases</b>	● Oh my. Oh no. Oh dear.
	● Make some friends
	● Let's try!
	● So do I!
	● Let's be friends!
	● Do you like (to) _____?

**Description:** This book is about a shark trying to make friends.

**Activity Ideas:**

This book is for both lower-level students and higher-level students. Lower-level students can focus on the nouns and verbs, but higher-level students can learn the phrases and maybe ask other about what they like.

Students can go around the room and say their names to each other. Then say, "Let's be friends!" Higher-level students can ask about what the other person likes.

Link:

[https://www.dropbox.com/sh/0jvfvltst4d1y7j/AACZRtiyb9UqDjIcV0V8JCUa?dl=0&preview=lets-be-friends\\_en\\_20220529.pdf](https://www.dropbox.com/sh/0jvfvltst4d1y7j/AACZRtiyb9UqDjIcV0V8JCUa?dl=0&preview=lets-be-friends_en_20220529.pdf) – Book

<https://www.youtube.com/watch?v=TzXBSgmQVF0> – Video

## *Busy Mother Hen*

By Phuangthana Phetsavong

<b>Key Vocabulary</b>	● Mother	● Sits	● One
	● Hen	● Waits	● Two
	● Eggs	● Hatch	● Three
	● Goat	● Asks	● Four
	● Fair	● Busy	● Five
	● Pig	● Happy	● Six
	● Cow		
	● Chicks		

<b>Grammar Focus</b>	<ul style="list-style-type: none"><li>● Will you go to _____ with me?</li><li>● Yes, no, I'm busy</li></ul>
----------------------	---

**Description:** This book is about a hen that is waiting for her eggs to hatch.

### **Activity Ideas:**

This book is for both lower-level students and higher-level students. Lower-level students can focus on the nouns and counting to six, and higher-level students can practice the grammar and count to larger numbers.

Teachers can prepare pictures with different animals and students can count how many there are.

Examples: Two goats

Three pigs

Link:

<https://www.bookspring.org/wp-content/uploads/2020/10/36470-busy-mother-hen.pdf> – Book

<https://www.youtube.com/watch?v=gw9crHwvPBc> – Video

## Where is the Green Sheep?

By Mem Fox

<b>Key Vocabulary</b>	● Sheep	● Up	● Scared
	● Red	● Down	● Brave
	● Bed	● Band	● Near
	● Bath	● Clown	● Far
	● Thin	● Sun	● Moon
	● Wide	● Rain	● Star
	● Swing	● Car	● Asleep
	● Slide	● Train	● Green
		● Wind	
		● Wave	

### Grammar Focus

- Where is \_\_\_\_\_?
- Here is \_\_\_\_\_.

**Description:** This book is about different kinds of sheep as you search for the green sheep.

### Activity Ideas:

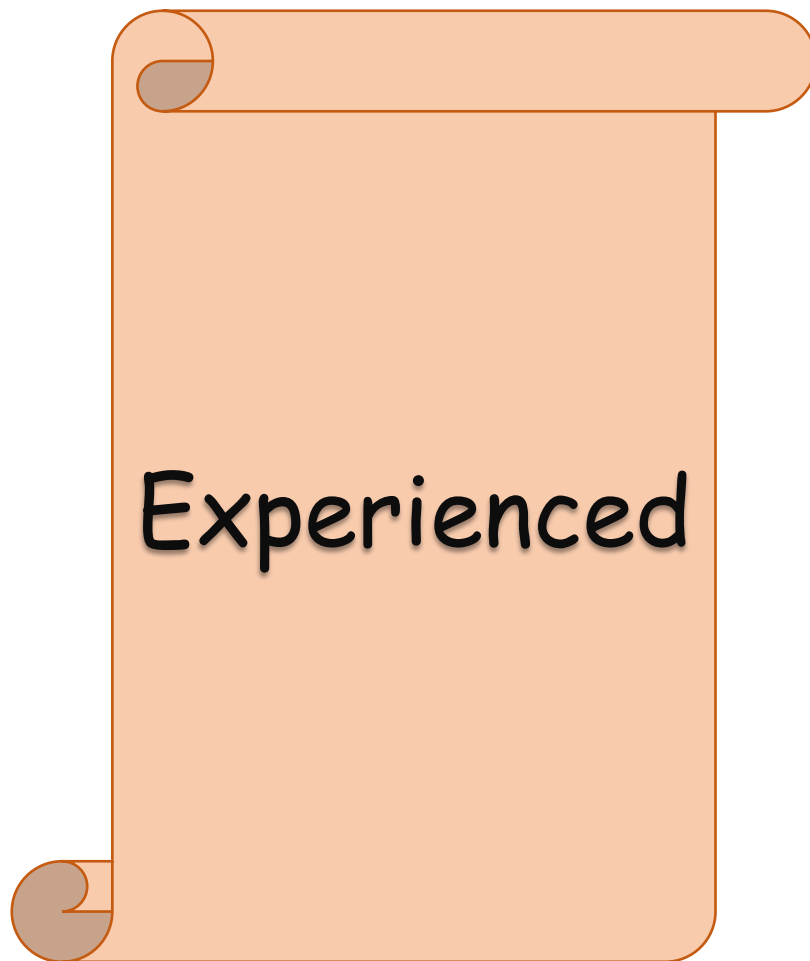
This book has basic grammar, but it has a wide range of vocabulary, so it is better for higher level students.

Teachers can have pictures of the different kinds of sheep and ask, "Where is the \_\_\_\_\_ sheep?" Students can then pick the picture and respond with, "Here is the \_\_\_\_\_ sheep." Since there is so much vocabulary, teachers should split the vocabulary into sections and review the vocabulary in parts before playing each section.

Link: (no book/pdf available)

<https://www.youtube.com/watch?v=UENGZMqaW1g> – Video





“Basics,” “experienced” and “advanced” are the three terms used to divide the picture books into broad categories for this collection. The categories are based on the perceived difficulty of the language content. The following books are part of the second category.

## *The Three Little Kittens*

By Chou Chinith

<b>Key Vocabulary</b>	● One	● Little
	● Day	● Big
	● Three	● Meet
	● Kittens	● Scared
	● Dog	● Run (ning)
	● Bird	● Follow(s)
	● Boy	● Faster
	● Wood	● Long
	● Friend	● Trouble
		● Cry
	● Surprise	
	● New	

### **Important Phrases**

- Oh no!
- Help!

**Description:** This book is about kittens that get scared and run away from a dog.

### **Activity Ideas:**

This book may be better suited for lower-level students. Students can practice counting animals. TPR and Simon Says, (Teacher Says), could work with this book. Students could run in place when the teacher says “run” and they could run faster when the teacher says, “faster.” Student can also hide under their desks when they hear “scared” and they could shout for help when they hear “cry.”

Links:

<https://data.booksie.org/room-to-read/36641-the-three-little-kittens.pdf> - Book

[https://www.youtube.com/watch?v=7ON55pdz\\_wE](https://www.youtube.com/watch?v=7ON55pdz_wE) – Video

## *Malar's Big House*

By Thiruparasundari Sēvvēl

<b>Key Vocabulary</b>	● Today	● Big	● Build
	● House	● High	● Use
	● These	● Wide	● Stacks
	● Tumblers	● Down	● Fall
	● Kitchen	● Up	● Thinks
	● Roof	● Shiny	● Tries
	● Coconut	● Half	● Like
	● Palace		

<b>Grammar focus</b>	● What do you need? ● Can you give me ____?
----------------------	--

**Description:** This book is about a child that is trying to build a model house.

### **Activity Ideas:**

This book is probably better for higher-level students. Students can be given a couple of pictures and ask each other for certain items by using the vocabulary. If students are not at a higher level, they can still practice some of the vocabulary through TPR.

Students can also be asked to build their own mini houses if there are enough materials available.

Link:

<http://freekidsbooks.org/wp-content/uploads/2021/05/malar-s-big-house-Pratham-FKB.pdf> – Book

<https://www.youtube.com/watch?v=aZIJXdjJSUE> – Video

## Sani and Suri

By Shilpi Pradhan

<b>Key Vocabulary</b>	● Cat	● Small	● Loved
	● Name	● Inside	● Playing
	● Home	● Outside	● Looked
	● School	● Up	● Find
	● House	● Down	● Meet
	● Courtyard	● Big	● See
	● Upstairs	● Tiny	● Searched
	● Downstairs	● Black	● Cry
	● Street	● White	
	● Tree	● Fat	
		● Thin	
		● Long	
		● Short	
		● Clean	
	● Dirty		

### Grammar Focus

- \_\_\_\_\_ had a \_\_\_\_\_.

**Description:** This book is about a child that trying to find their cat.

### Activity Ideas:

This book is probably better for higher-level students, but contains many adjectives that all students can practice. Students can practice the grammar pattern by saying different names and what type of cat someone had.

**Example:** John had a clean cat.

Link:

<http://freekidsbooks.org/wp-content/uploads/2021/07/sani-and-suri-RTR-FKB.pdf> –

Book

<https://www.youtube.com/watch?v=Ulv5oiKk6vo> – Video

## *The Bee and the Elephant*

By Long Ravv

<b>Key Vocabulary</b>	● Bee	● Lost	● Your
	● Elephant	● Find	● My
	● Home	● Help	
	● Nest	● Can	
	● Bird	● Cannot	
	● Cave		
	● Bat		
	● Hive		

<b>Grammar Focus</b>	<ul style="list-style-type: none"><li>● Is this your _____?</li><li>● Yes, this is my _____.</li><li>● No, it's not.</li></ul>
----------------------	--

**Description:** This book is about a bee that is lost and trying to find its home.

### **Activity Ideas:**

This book can work for a variety of levels and students can practice the names of different animals and asking others about what is theirs. Teachers can prepare pairs of pictures and have students try to find the other student that has their matching pair. The pictures can be of animals, houses, books, etc.

**Example:** Student A - (picture of blue book) Is this your book?

Student B – (same picture) Yes, this is my book.

Link:

<http://freekidsbooks.org/wp-content/uploads/2021/04/the-bee-and-the-elephant-RTR-FKB.pdf> – Book

<https://www.youtube.com/watch?v=zRr63g4wjTk> – Video

## *Egg*

By Mirna Lawrence

<b>Key Vocabulary</b>	● Egg	● My
	● Alligator	● Our
	● Tortoise (turtle)	● Not
	● Penguin	
	● Chicken	
	● Ostrich	

<b>Grammar Focus</b>	● (Not) my ____.
	● (Not) our ____.

**Description:** This book is about an egg and several animals that wonder if it's theirs or not.

### **Activity Ideas:**

This book is great for lower-level learners, but vocabulary can be added to increase the difficulty. Tortoise can be swapped for turtle if the word is too difficult for students to pronounce.

Students can apply the grammar patterns by saying what is and isn't in their possession. This can be done with objects or animals.

Key words like "my" and "our" should be stressed and emphasized when spoken.

Link:

<http://freekidsbooks.org/wp-content/uploads/2021/03/egg-Bookdash-FKB.pdf> -

Book

<https://www.youtube.com/watch?v=bhxay9zlhVI> – Video

## Have You Seen Sundari?

By Andri C

<b>Key Vocabulary</b>	● Green	● Hide	
	● Water lilies	● Among	
	● Sky flowers	● Between	
	● Cat	● With	
	● Crabs	● In	
	● Mangrove	● Inside	
	● Water		
	● Nest		

### Grammar Focus

- Have you seen \_\_\_\_\_?

**Description:** This book is about a pet that is hiding and the owner is trying to find it.

### Activity Ideas:

This book may be better for more advanced students. Lower-level students can still be taught the nouns and the concept of hide. Teachers can have students play a teacher-led Hide-and-Seek game.

Students can put their heads down on their desk so they don't see anyone else. The teacher can pick one student to go hide. Then ask the students, "Have you seen (name of student)?" Students can look and point when they find the student. Teachers can also use this as a chance to teach students the words, "here" and "there."

Link:

<http://freekidsbooks.org/wp-content/uploads/2021/06/have-you-seen-sundari-pratham-FKB.pdf> - Book

<https://www.youtube.com/watch?v=IAPyuEjBFNQ> – Video

## *Friends*

**By** Hlengiwe Zondi, Zimbili Dlamini

<b>Key Vocabulary</b>	<ul style="list-style-type: none"><li>● Name</li><li>● Friends</li><li>● I</li><li>● My</li><li>● Me</li><li>● Their</li></ul>	<ul style="list-style-type: none"><li>● Soccer</li><li>● Swim</li><li>● Hide-and-peek</li><li>● Read</li><li>● Play</li><li>● Come</li></ul>
-----------------------	--	--

<b>Grammar Focus</b>	<ul style="list-style-type: none"><li>● My name is _____.</li><li>● Their names are _____.</li><li>● My friend _____ likes to _____.</li></ul>
----------------------	--

**Description:** This book is about friends and what they like to do.

**Activity Ideas:**

This book is suitable for many levels of English learners. The vocabulary is relatively simple, but some of the grammar is a little advanced. Students can practice introducing themselves and their friends if they are capable and picture flashcards can be used if students need to practice the vocabulary first.

Link:

<https://freekidsbooks.org/wp-content/uploads/2020/08/friends-asb-FKB.pdf> - Book

<https://www.youtube.com/watch?v=LUDpizkF4IQ> – Video



## *Bunty and Bubbly*

By Sorit Gupto

<b>Key Vocabulary</b>	● Butterflies	● Play
	● Birds	● Make
	● Paper	● Clean up
	● Boats	● Scream(s)
	● Sand	● Attack(ing)
	● Castle	● Chase(d)
	● Home	● Run(s)
	● Soap(s)	● Use
	● Dream	● Brush
	● Germ	● Scrub
	● Army	

<b>Grammar Focus</b>	● I like to/love to _____. ● _____ likes to/loves to _____.
----------------------	--

**Description:** This book is about a child that does not like to shower.

### **Activity Ideas:**

This book has vocabulary that is suitable for lower-level learners and grammar that is useful for those at a higher level. Students can play picture games like “flyswatter” to practice vocabulary and if they are more advanced, they can practice saying what they like/love to do. They can also talk to their classmates and then introduce each other by talking about what their partner said.

Link:

<http://freekidsbooks.org/wp-content/uploads/2021/06/bunty-and-bubbly-pratham-FKB.pdf> - Book

<https://www.youtube.com/watch?v=LUDpizkF4IQ> – Video

*Polar Bear, Polar Bear, What Do You Hear?*

By Bill Martin Jr.

<b>Key Vocabulary</b>	● Polar Bear	● You
	● Lion	● My
	● Hippopotamus	● Hear
	● Flamingo	● Ear
	● Zebra	
	● Boa constrictor	
	● Elephant	
	● Leopard	
	● Peacock	
	● Walrus	
	● Zookeeper	
	● Children	

<b>Grammar Focus</b>	● What do you hear? ● I hear _____.
----------------------	--

**Description:** This book is about the sounds that different animals make.

**Activity Ideas:** This book has some difficult words, but it can still be fun for younger students. An activity they might enjoy would involve the grammar structures. Teachers could play an audio clip of an animal and then ask students what they hear. Then, students practice the animal names by responding.

Ex. (audio of elephant) Teacher: "What do you hear?"

Students: "I hear an elephant."

Link:

<https://w3.ric.edu/sherlockcenter/dsi/polarbear.pdf> - Book

<https://www.youtube.com/watch?v=U1jVmqddSVI> - Video

## Where's Spot?

By Eric Hill

Key Vocabulary	● Behind	● Door
	● Inside	● Clock
	● In	● Piano
	● Under	● Stairs
		● Wardrobe
		● Bed
		● Box
		● Rug
		● Dinner

Grammar Focus	● Where is _____?
	● Is he/she/it _____?

**Description:** This book is about a dog trying to find her puppy.

**Activity Ideas:** This book can be used to teach both higher and lower-level students. There are only a few prepositions, so students can learn the vocabulary through pictures and TPR games. Simon Says could be used for this book. Teachers can add objects to the vocabulary if necessary.

Ex. Simon says, "Under the desk."

Students can then hide under their desks.

If learners are more advanced, they can practice the grammar patterns through picture scenarios.

Link:

<https://fliphtml5.com/getzo/vtul/basic> - Book

<https://www.youtube.com/watch?v=-gMQZpFUwW0> – Video

## How Do Dinosaurs Say Goodnight?

By Jane Yolen & Mark Teague

<b>Key Vocabulary</b>	<ul style="list-style-type: none"><li>● Dinosaur</li><li>● Light</li><li>● Tail</li><li>● Teddy bear</li><li>● Feet</li><li>● Floor</li><li>● Neck</li></ul>	<ul style="list-style-type: none"><li>● Good night</li><li>● Turn off</li><li>● Slam</li><li>● Pout</li><li>● Throw</li><li>● Stomp</li><li>● Roar</li><li>● Swing</li><li>● Side to side</li><li>● Mope</li><li>● Sigh</li><li>● Cry</li><li>● Kiss</li><li>● Hug</li></ul>

<b>Grammar Focus</b>	<ul style="list-style-type: none"><li>● Good night!</li><li>● Turn off the light.</li><li>● Piggy back ride</li></ul>
----------------------	---

**Description:** This book is about dinosaurs saying goodnight and how children should not pout when it is bedtime.

**Activity Ideas:** This book has some harder vocabulary, but it can still be suitable for younger children and lower-level learners. Some of the actions/verbs can be taught through TPR games and teachers can have students practice phrases for different times of day to make sure they understand that “good night” is for bedtime.

Link:

[https://pubhtml5.com/pwqf/zxdj/How Do Dinosaurs Say Good Night/](https://pubhtml5.com/pwqf/zxdj/How_Do_Dinosaurs_Say_Good_Night/) - Book

[https://www.youtube.com/watch?v=eht2rwG\\_0Cs](https://www.youtube.com/watch?v=eht2rwG_0Cs) – Video

*Pony Brushes His Teeth*

By Michael Dahl

<b>Key Vocabulary</b>	● Pony	● Eat(s)
	● Teeth (tooth)	● Brush
	● Toothbrush	● Picks
	● Water	● Squeeze(s)
	● Toothpaste	● Up and down
	● Mouth	● Round and round
		● Spit(s)

<b>Grammar Focus</b>	● Just like _____.
----------------------	--------------------

**Description:** This book is about brushing your teeth.

**Activity Ideas:** This book can be used to teach young learners good habits in English. Students should know the general process, so teaching the English may be easier than other vocabulary words. Students can be asked to mimic the process and TPR games can be used to check for understanding.

The grammar pattern can be used to extend the learning and be connected to other types of activities. Students can say they are just like a variety of different people.

Link:

(Book is unavailable) - Book

[https://www.youtube.com/watch?v=FGx\\_JPwsaXQ](https://www.youtube.com/watch?v=FGx_JPwsaXQ) – Video

## Doing my Chores

By T. Albert

<b>Key Vocabulary</b>	● Chores	● All
	● Important	● Most
	● Game	● A lot
	● Yesterday	● A few
	● Laundry	● None
	● Hiding	● Sometimes
	● Dresser	● Need
	● Park	● Help
	● Fun	● Done

<b>Important Phrases</b>	<ul style="list-style-type: none"><li>● I like to do my chores.</li><li>● Great job!</li><li>● It was fun.</li><li>● Have some fun.</li><li>● Do your chores.</li></ul>
--------------------------	---

**Description:** This book is about the importance of doing chores and helping out around the house.

**Activity Ideas:** This book has some advanced grammar patterns that may be difficult for young learners to fully understand, but by focusing on some phrases and general vocabulary, students should be able to grasp the main ideas.

Students can practice describing quantity with pictures and colors by pre-teaching a simple question format. "How many are \_\_\_\_\_?"

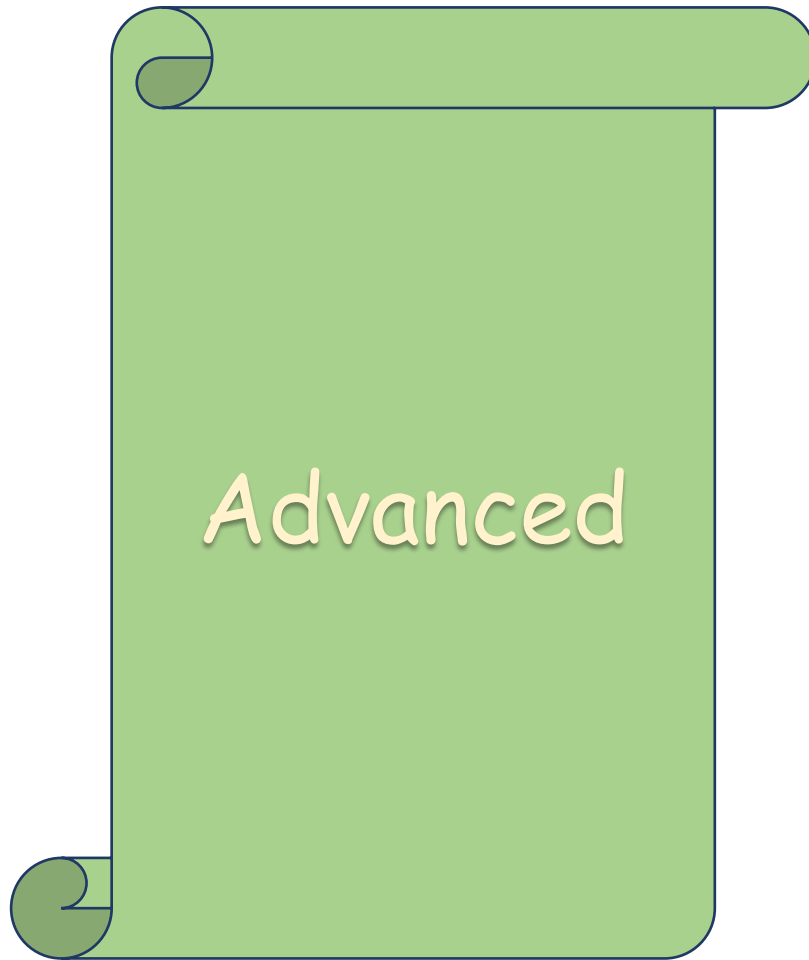
Ex. (Picture of dogs) Teacher: "How many are red?"

Students: "All, most, etc."

Link:

<https://monkeypen.com/blogs/news/doing-my-chores-free-children-book> - Book

<https://www.youtube.com/watch?v=Q5CHSoARvuo> – Video



“Basics,” “experienced” and “advanced” are the three terms used to divide the picture books into broad categories for this collection. The categories are based on the perceived difficulty of the language content. The following books are part of the third category.

## Counting Animals

By Clare Verbæk, Thembani Dladla, Zangè Buthelezi

<b>Key Vocabulary</b>	● Numbers (1-9)	● Water
	● Elephant(s)	● Drink
	● Giraffe(s)	● Walk(ing)
	● Buffalo(es)	● Run(ning)
	● Bird(s)	● Swim(ming)
	● Antelope(s)	● Afraid
	● Warthog(s)	● With
	● Zebra(s)	
	● Frog(s)	
	● Fish	
	● Lion	

### Grammar Focus

- He/She/They want to \_\_\_\_\_.

**Description:** This book is about counting animals that are trying to drink water.

**Activity Ideas:** This book can be used for both higher and lower-level learners. Students can learn how to count animals through pictures and they can practice verbs if they are ready. The grammar focus can be used for the verbs.

Ex. "He wants to run."

Students can also listen and follow along to the Walking Walking Hop Hop Hop Song – by the Kiboomers. This can be a fun way for them to practice verbs.

Walking Walking Hop Hop Hop Song:

<https://www.youtube.com/watch?v=r6cJB7k6eEk>

Link:

<https://freekidsbooks.org/wp-content/uploads/2020/01/FKB-Stories-counting-animals.pdf> - Book

<https://www.youtube.com/watch?v=e5WGiHTfk5E> – Video



*Up, Down & All Around*

By T. Albert

<b>Key Vocabulary</b>	● Learn(ed)	● Up
	● Look	● Down
	● Know	● All around
	● See	● Open
	● Safe	● Wrong
	● Free	● Right
	● Kite	● Left
	● Turn	● Into
	● Puddle	

<b>Grammar Focus</b>	● Look _____. ● Turn _____.
----------------------	--------------------------------

**Description:** This book has a child talking about the importance of looking around and being careful.

**Activity Ideas:** This book can be used to introduce some TPR games for students using the grammar and is probably better suited for lower-level English learners. Students can be asked to look and turn in certain directions. They can also practice directions with hand gestures and moving to different parts of the classroom.

Link:

<https://monkeypen.com/blogs/news/up-and-down-and-all-around-free-children-book> - Book

<https://www.youtube.com/watch?v=YHaYL7yh0tg> – Video

*The Lunker*

By T. Albert

<b>Key Vocabulary</b>	● Monday	● Fishing (fished)
	● Tuesday	● Caught
	● Wednesday	● Sad
	● Thursday	● Different
	● Friday	● Another
	● Saturday	● Rest
	● Sunday	● Tried (try)
	● Spot	● Bait(ed)
	● Lake	● Cast
	● River	● Tug
	● Hook	● Amazed

**Grammar Focus**

- On \_\_\_\_\_, I/we \_\_\_\_\_.

**Description:** This book is about a son that goes fishing with his father.

**Activity Ideas:** This book is more appropriate for higher-level language learners due to the harder vocabulary. The grammar can be used to help students learn how to talk about what they did on certain days of the week. If this is too difficult for students, then the days of the week and other vocabulary can be practiced in isolation.

Link:

<https://monkeypen.com/blogs/news/the-lunker-free-children-book> - Book

<https://www.youtube.com/watch?v=9B3FhCyYrQ4> – Video

## When I Grow Up

By Michèle Fry

<b>Key Vocabulary</b>	● Grow up	● Want
	● Dance(r)	● Stage
	● Firefighter	● Fire
	● Put out	● Sick
	● Nurse	● Band
	● Musician	● Cars
	● Mechanic	● Tractors
	● Teach(er)	● Fix
	● Soccer (player)	● Read
	● Astronaut	● Write
	● Chef	● Score
	● Make food	● Goal
		● Fly
		● Moon
		● Choose

### Grammar Focus

- When I grow up, I want to be a \_\_\_\_\_.

**Description:** This book is about a child talking about different jobs that she would like to have when she grows up.

**Activity Ideas:** This book should be suitable for a variety of levels. Students can start off learning the names of different jobs and then some of the words associated with them. They can then practice the grammar by saying what they want to be when they grow up and they can make cards/posters with drawings to introduce themselves and their dreams.

Link:

<https://freekidsbooks.org/wp-content/uploads/2019/11/FKB-Stories-When-I-Grow-Up.pdf> - Book

[https://www.youtube.com/watch?v=ebk\\_5dB3mOg](https://www.youtube.com/watch?v=ebk_5dB3mOg) – Video

*Brave Bora*

By Edna Gicovi

<b>Key Vocabulary</b>	<ul style="list-style-type: none"><li>● Clinic</li><li>● Stuffed monkey</li><li>● Needles</li><li>● Injection</li><li>● Lollipop</li><li>● Doctor</li><li>● Superhero</li></ul>	<ul style="list-style-type: none"><li>● Sitting</li><li>● Sleeping</li><li>● Hurt</li><li>● Healthy</li><li>● Scared</li><li>● Tomorrow</li><li>● Brave</li><li>● Smile(s)</li><li>● Sting(s)</li></ul>
-----------------------	---	---

<b>Important phrases</b>	<ul style="list-style-type: none"><li>● It's okay.</li><li>● Let's go.</li><li>● It's your turn.</li><li>● Let's come back.</li></ul>
--------------------------	---

**Description:** This book is about a child that is scared of getting a shot but stays brave.

**Activity Ideas:** Although this book has some harder vocabulary, students should be able to understand the story through the pictures and being taught a couple of the key words. For an activity, students can role-play and practice the important phrases as they pretend to give each other shots.

Link:

[http://freekidsbooks.org/wp-content/uploads/2022/03/brave-bora\\_BookDash-FKB.pdf](http://freekidsbooks.org/wp-content/uploads/2022/03/brave-bora_BookDash-FKB.pdf) - Book

[https://www.youtube.com/watch?v=O\\_aulD9k\\_54](https://www.youtube.com/watch?v=O_aulD9k_54) – Video

*I like to read*

By Letta Machoga

Key Vocabulary	<ul style="list-style-type: none"><li>● Like</li><li>● Read</li><li>● Asleep</li><li>● Busy</li></ul>	<ul style="list-style-type: none"><li>● Who</li><li>● Sister</li><li>● Mother</li><li>● Grandmother</li><li>● Father</li><li>● Grandfather</li><li>● Myself</li></ul>
----------------	---	---

Grammar Focus	<ul style="list-style-type: none"><li>● I like to _____.</li><li>● Who can I read to?</li><li>● I can read to _____.</li></ul>
---------------	--

**Description:** This book is about a child that likes to read and looks for his family members.

**Activity Ideas:** This book is well-suited for lower-level learners. The grammar patterns can be used to help students learn to talk about what they like and who they can read to in their family. If students are struggling with the grammar, they can focus on learning the vocabulary for family members.

Students can be given a sheet of paper that they can't look at with a family member written on it. Other students can act out that family member and the student holding the sign has to guess what the word is.

Link:

<https://roop.org.au/wp-content/uploads/2020/05/I-like-to-read.pdf> - Book

[https://www.youtube.com/watch?v=tUBU8lc\\_Udo](https://www.youtube.com/watch?v=tUBU8lc_Udo) – Video

## *Under My Bed*

By Anupa Lal

<b>Key Vocabulary</b>	● Wake up	● Night
	● Looking	● Thirsty
	● Call	● Water
	● Roar(s)	● Slippers
	● Sleep	● Tiger
	● Stand(ing)	● Door
	● Pull(s)	● Yellow
	● Scared	● Black
	● Dream	● Sweater
		● Buttons
	● Jungle	

<b>Important phrases</b>	● Under my bed
	● Get some water
	● Oh my God!
	● What should I do?
	● Go back to sleep.
	● Turn on/off the light.
	● What happened?

**Description:** This book is about a young child that is scared of the dark and what is under his bed.

**Activity Ideas:** This book can be used to teach students some classroom English through both the vocabulary and phrases. TPR games like Simon Says can be played to drill and reinforce the words/phrases for learners.

Link:

<http://freekidsbooks.org/wp-content/uploads/2021/08/under-my-bed-pratham-FKB.pdf> - Book

[https://www.youtube.com/watch?v=AS\\_t6Ysumwc](https://www.youtube.com/watch?v=AS_t6Ysumwc) – Video

## Is There Anyone Like Me?

By Frød Strydom

<b>Key Vocabulary</b>	● Wonder	● Another
	● Somewhere	● Same
	● Look(s)	● Curls
	● Talk(s)	● Someone
	● Laugh	● Eyes
	● Can	● Ears
	● Can't	● Park
	● Everywhere	● Trees
	● Behind	● Face
	● Around	● Place
	● Up	● Special
	● Down	

<b>Grammar Focus</b>	● I looked _____.
	● I can _____.
	● I can't _____.

**Description:** This book is about a young donkey that is wondering if it is unique.

**Activity Ideas:** The language in this story is a bit more advanced, but the vocabulary can be grouped into more basic levels. Students can practice naming parts of the body and the directions through the grammar pattern. If learners are advanced enough, they can practice using “can” and “can’t.”

Students can be given cut-out pieces of different parts of a face and practice the vocabulary by putting the right parts on the board when the teacher calls out the word.

Ex. Teacher: “Eyes”

Students then grab some pieces of paper that have eyes on them and put it on the face that is on the blackboard.

Link:

<https://freekidsbooks.org/wp-content/uploads/2019/11/FKB-Kids-Stories-Is-There-Anyone-Like-Me.pdf> - Book

<https://www.youtube.com/watch?v=thNAr7UN3wY> – Video