

課室英語手冊

For all subject teachers



目 錄

Part 1 校園用語：校園環境英文詞彙	4
1. 學校單位	4
(1) 場所/單位	4
(2) 職稱	7
(3) 設施	8
2. 學科名稱	9
Part 2 課堂用語	10
1. 問候語&點名	10
2. 課前準備	12
(1) 複習	12
(2) 視覺輔助	12
(3) 設備操作	13
(4) 準備進入課文	15
3. 講解	17
4. 教學活動	18
(1) 確認理解	18

(2) 詢問意見/鼓勵發言	19
(3) 日常會話問題	21
5. 回饋	22
(1) 讚美	22
(2) 糾正	23
6. 教室管理	25
(1) 管理秩序	25
(2) 分發講義	26
7. 教學活動	28
(1) 引起學生參與	28
(2) 建構語言知識	29
(3) 詢問意見與討論	31
(4) 分組練習	32
(5) 教學生做筆記	33
(6) 請學生參考課本和資料	34
(7) 主題轉換	35
(8) 說明主要概念	36
(9) 舉例	36
8. 分派作業	37

9. 課堂收尾	38
(1) 下次要討論的議題	38
(2) 下課	38
10. 考試	41
(1) 考試前的叮嚀	41
(2) 考試結束前的提醒	42
(3) 改考卷	43
(4) 講解考卷	44
參考資料	46

- Part 1 -

校園用語：校園環境英文詞彙

① 學校單位

(1) 場所/單位

請掃描 QR-CODE
聽取音檔



編號	場所/單位	英文譯名	編號	場所/單位	英文譯名
▶ 1	校長室	Principal's Office	2	教務處	Office of Academic Affairs
▶ 3	學務處/ 訓導處	Office of Student Affairs	4	總務處	Office of General Affairs
▶ 5	輔導室	Counselors' Office	6	執勤室	Duty Room
▶ 7	人事室	Personnel Office	8	會計室	Accounting Office
▶ 9	秘書室	Secretary's Office	10	教官室	Military Instructors' Office
▶ 11	教學組	Curriculum Section	12	註冊組	Registrar's Office
▶ 13	設備組	Equipment Section	14	訓育組	Student Activities Section
▶ 15	生活輔導組	Discipline Section	16	衛生組	Hygiene Section
▶ 17	體育組	Physical Education Section	18	特教組	Special Education Section
▶ 19	出納組	Cashier	20	庶務組	Purchase & Maintenance

▶	21	文書組	Documents & Files	22	傳達室 (警衛室)	Security	▶
▶	23	保健室/ 健康中心	Health Center	24	合作社	(1) School Store (2) School Canteen	▶
▶	25	會議室	Conference Room	26	演講廳	Auditorium	▶
▶	27	閱覽室	Reading Room	28	交誼廳	Lounge	▶
▶	29	家長會	Parents' Association	30	專任教師 辦公室	Teachers' Office	▶
▶	31	導師辦公室	Homeroom Teachers' Office	32	科任教師 辦公室	Subject Teachers' Office	▶
▶	33	教師會	Teachers' Association	34	校史室	School History Room	▶
▶	35	檔案室	File Room	36	教師研究室	Teacher Research Office	▶
▶	37	活動中心	Student Activity Center	38	圖書館	Library	▶
▶	39	科學館	Science Hall	40	資訊室 (中心)	Information Technology Center	▶
▶	41	禮堂	Auditorium	42	視聽中心	Audio-Visual Center	▶
▶	43	視聽教室	Audio-Visual Classroom	44	語言實驗室	Language Lab	▶
▶	45	國文 專科教室	Chinese Classroom	46	英文 專科教室	English Classroom	▶
▶	47	數學 專科教室	Math Classroom	48	物理 專科教室	Physics Lab	▶
▶	49	化學 專科教室	Chemistry Lab	50	生物 專科教室	Biology Classroom	▶

▶	51	地理 專科教室	Geography Classroom	52	歷史 專科教室	History Classroom	▶
▶	53	美術 專科教室	Art Classroom	54	音樂 專科教室	Music Classroom	▶
▶	55	地球科學 專科教室	Earth Science Classroom	56	工藝 專科教室	Industrial Arts Classroom	▶
▶	57	生活科技 專科教室	Living Technology Classroom	58	烹飪 專科教室	Culinary Arts Classroom	▶
▶	59	縫紉 專科教室	Sewing Classroom	60	電腦教室	Computer Classroom	▶
▶	61	自然教室	Science Classroom	62	家政教室	Home Economics Classroom	▶
▶	63	理化教室	Physics & Chemistry Lab	64	地球科學 專科教室	Earth Science Classroom	▶
▶	65	童軍教室	Scout Training Classroom	66	鄉土教室	Heritage and Culture Classroom	▶
▶	67	資源教室	Resource Classroom	68	美髮教室	Hairstyling Classroom	▶
▶	69	美容教室	Cosmetology Classroom	70	油印室	Copy Room	▶
▶	71	樂器室	Musical Instrument Room				

請掃描 QR-CODE
聽取音檔



(2) 職稱

編號	職稱	英文譯名	編號	職稱	英文譯名
1	校長	Principal	2	幹事	Assistant
3	教務主任	Director of Academic Affairs	4	學務主任/ 訓導主任	Director of Student Affairs
5	總務主任	Director of General Affairs	6	輔導主任	Director of Counseling
7	人事主任	Director of Personnel	8	會計主任	Director of Accounting
9	秘書	Secretary	10	教官	Military Instructor
11	教學組長	Section Chief-Curriculum	12	註冊組長	Registrar
13	設備組長	Equipment Section Chief	14	訓育組長	Student Activities Section Chief
15	生活輔導組 組長	Discipline Section Chief	16	衛生組長	Hygiene Section Chief
17	體育組長	Physical Education Section Chief	18	資料組長	Information Section Chief
19	輔導組長	Counseling Section Chief	20	特教組長	Special Education Section Chief
21	出納組長	Chief Cashier	22	庶務組長	Purchase & Maintenance Section Chief

▶	23	文書組長	Documents & Files Section Chief	24	警衛	Security Guard	▶
▶	25	校醫	School Physician	26	護士	School Nurse	▶
▶	27	技土工友	(1) School Workers	28	技士	Technician	▶
▶			(2) School Clerk				
▶			(3) School Technician				
▶			(4) School Janitor				

請掃描 QR-CODE 聽取音檔



(3) 設施

▶	編號	設施	英文譯名	編號	設施	英文譯名	▶
▶	1	操場	(1) playground	2	餐廳	Cafeteria	▶
▶			(2) sports field				
▶	3	停車場	Parking Lot	4	排球場	Volleyball Court	▶
▶	5	籃球場	Basketball Court	6	網球場	Tennis Court	▶
▶	7	游泳池	Swimming Pool	8	溜冰場	Roller-skating Rink	▶
▶	9	健身房	Gymnasium	10	更衣室	Changing Room	▶
▶	11	廁所	Restroom	12	殘障廁所	Handicapped Restroom	▶
▶	13	逃生門	Exit	14	緩降機	Fire Escape	▶
▶	15	滅火器	Fire Extinguisher	16	消防栓	Fire Hydrant	▶
▶	17	公用電話	Pay Phone	18	電梯	Elevator	▶
▶	19	殘障坡道	Ramp	20	飲水機	Drinking Fountains	▶
▶	21	提款機	ATM				▶

請掃描 QR-CODE
聽取音檔



2 學科名稱

編號	學科名稱	英文譯名	編號	學科名稱	英文譯名
1	綜合活動	Integrated Activities	2	國文	Chinese
3	英文	English	4	數學	Mathematics
5	歷史	History	6	地理	Geography
7	公民與社會	Civic and Social Education	8	物理	Physics
9	化學	Chemistry	10	生物	Biology
11	基礎 地球科學	Fundamental Earth Sciences	12	資訊	Information Science
13	體育	Physical Education	14	健康與護理	Health and Nursing
15	家政	Home Economics	16	生活科技	Living Technology
17	音樂	Music	18	美術	Fine Arts
19	藝術生活	Applied Arts 2	20	國防通識	General Education of Military Defense
21	生命教育	Life Education	22	生涯規劃	Career Planning

- Part 2 -

課堂用語

1 問候語 & 點名

請掃描 QR-CODE
聽取音檔



編號	例句	中譯
▶ 1	Attention, please. It is class time !	上課時間到了。
▶ 2	(1) It's time to start now.	現在開始上課。
▶ 2	(2) Let's begin our lesson now.	現在開始上課。
▶ 3	Is everybody ready to start ?	大家準備好了嗎？
▶ 4	I hope you are all ready for your English lesson .	希望你們準備好上英文課了。
▶ 5	(1) Now we can get down to work .	我們可以開始了。
▶ 5	(2) I think we can start now.	我們可以開始了。
▶ 6	(1) Now, let's begin today's lesson .	我們現在開始上課吧。
▶ 6	(2) We are going to start today's lesson .	我們要開始今天的課程了。
▶ 7	We won't start until everyone is quiet. Settle down now so we can start.	等你們安靜下來再上課。
▶ 8	We are studying lesson 5 today.	我們今天要上第 5 課。
▶ 9	Let's take a look at page 32	請看第 32 頁。
▶ 10	(1) I'm going to call the roll .	我要開始點名囉。

	(2) I'm going to take the roll .		
	(3) Let's take attendance .		
	11 Let's check who is present and who is absent .	看一下誰 出席 誰 缺席 。	
	12 Please respond to your roll number .	叫到 座號 請回應。	
	13 Is anybody absent today?	有人 缺席 嗎？	
	14 Who is missing today? Is anyone absent ?	今天誰沒來？有人 缺席 嗎？	
	15 Does anyone know why Diana is not here?	有人知道黛安娜為什麼沒來嗎？	
	16 Listen while I call your names .	聽我 叫你們的名字 。	
	17	(1) Raise your hand and say " Here. " when I call out your name.	叫到你的名字時，請舉手並且回答「 到 」。
		(2) Raise your hand and say " Present. " when I call out your name.	

② 課前準備



請掃描 QR-CODE
聽取音檔

(1) 複習

編號	例句	中譯
1	(1) Let's review our last lesson.	我們 複習 上次的課程吧。
	(2) Let's go over our last lesson.	
2	Can anybody tell me what we talked about last time?	有人可以告訴我上一堂課 討論 了什麼嗎？
3	Who can recall what we did?	有誰 記得 我們之前上課做什麼？
4	Do you remember what we did in the last class?	你們 記得 上次上課教過什麼嗎？
5	Last time, we studied ~.	上次，我們學了（上課的內容）。
6	The topic today is Nelson Mandela. Can you tell me who he is?	今天的 主題 是尼爾森·曼德拉。他是誰呢？

(2) 視覺輔助



編號	例句	中譯
1	Look at this picture .	我們看一下這張 圖 。
2	Do you remember this picture ?	你們 記得 這張 圖 嗎？
3	What do you see in the picture ?	在 圖 中你看見了什麼？
4	In the background you can see~	你可以看到 背景 中有(物體)
5	Let's have a look at the flashcards .	看一下這些 閃示卡 。
6	Let's watch the videotape .	來看錄影帶。

7	(1) Here is a nice cartoon . Please watch it carefully.	這是一部很好的 卡通 。請注意看。
	(2) Here is a nice documentary . Please watch it carefully.	這是一部很好的 紀錄片 。請注意看。













(3) 設備操作

編號	例句	中譯
1	Plug this into the socket .	把這個 插入 插座。
2	Clean the blackboard .	擦 黑板 。
3	(1) Turn on the CD player.	打開音響。
	(2) Switch on the CD player.	
4	Push the button .	按下 按鈕 。
5	(1) Turn up the volume .	調高音量。
	(2) Turn down the volume .	調低音量。
6	Listen and repeat after the tape .	聽並且 跟著錄音帶說 。
7	(1) Let's listen to the dialogue again.	我們再 聽 一次 對話 。
	(2) Let's watch the video again.	我們再 看 一次 影片 。
8	(1) Turn off the DVD player .	關閉 音響。

	(2) Turn off the overhead projector .	關閉 投影機 。
	9 Put down the screen .	把 螢幕 拉下來。
	10 Draw the curtain .	把 窗簾 拉起來。
	(1) Switch on the microphone .	把 麥克風 打開。
	(2) Switch off the microphone .	把 麥克風 關上。
	11 (3) Switch on the projector .	把 投影機 打開。
	(4) Switch off the projector .	把 投影機 關上。
	(1) Please turn on the light and fans.	請 開 電燈和電扇。
	12 (2) Please turn off the light and fans.	請 關 電燈和電扇。
	13 Do you have an extension cord ?	你們有 延長線 嗎？
	14 Please pull the plug out.	請把 插頭 拔掉。
	15 I think the batteries are dead.	電池 好像沒電了。
	16 The image on the projection screen is blurry.	投影螢幕 上的 影像 很模糊。
	17 We have to adjust the focus .	我們得 調整焦距 。
	18 The bulb of the overhead projector has blown.	投影機 的 燈泡 燒壞了。
	19 Connect the laptop to the projector .	把 筆記型電腦 連接到 投影機 。

	20	Please go to the audio-visual room to watch a video of the lesson.	請到 視聽教室 去看這一課的錄影帶。
	21	Can you see the caption at the bottom of the screen ?	看得到 螢幕 下面的 字幕 嗎？

(4) 準備進入課文

編號	例句	中譯	
	1	Where did we leave off last week?	上次課文 上到 哪裡？
	2	What page were we on last time?	上次到哪一頁？
	3	Take out your book, please.	請拿出你們的課本。
	4	(1) Now, turn to page 10.	翻到第 10 頁。
		(2) Open your book to page 10.	
	5	(1) You will find this chart on page 10.	這張 表格 在第 10 頁。
		(2) You will find this picture on page 10.	
	6	(1) Turn to the next page.	翻到 下一頁。
		(2) Let's move on to the next page.	
		(3) Over to the next page.	
	7	Turn back to page 8.	翻回 第八頁。
	8	Have you all found page 20?	你們都找到第 20 頁了嗎？
	9	(1) It's the second line from the top .	從 上面 數來第二行。

▶		(2) It's the second line from the bottom .	從 <u>下面</u> 數來第二行。
▶	10	I mentioned some of this already.	我已經 提 過這裡部分的內容了。
▶	11	I think I mentioned to you that....	我想我跟你們 提 過...。
▶	12	Last time, we talked about the issues about climate change.	上次我們有討論到氣候變遷相關的 議題 。
▶	13	What we've been talking about so far is the overview of existing solutions.	到目前為止，我們已經大致 介紹 了幾種現存的解決辦法。
▶	14	We've been talking about it for a long time.	我們已經花了不少時間 討論 這件事情。

3 講解

請掃描 QR-CODE
聽取音檔



編號	例句	中譯
▶ 1	As I said earlier~.	如同我上次所說的~。
▶ 2	Read this passage once more.	請再讀一次這 一段 。
▶ 3	There are exceptions to these rules .	這些 規則 是有 例外 的。
▶ 4	The stress is on the first syllable .	重音 在第一 音節 。
▶ 5	I'll get to that in a minute.	我等下就解釋。
▶ 6	Let's go to the next paragraph .	我們再看下一 段 。
▶ 7	Please read the next paragraph .	請讀下一 段 。
▶ 8	Let me explain what I want you to do next.	讓我解釋一下接下來要請你做的 事 。
▶ 9	The idea of this exercise is for you to get familiar with the sentence pattern .	這個練習是要讓你熟悉這個 句型 。
▶ 10	Make a sentence with the new word.	用這個新學的單字 造句 。
▶ 11	I would like you to write this down.	請把這個寫下來。
▶ 12	Let's check the answers .	來 對答案 吧。
▶ 13	This is a common error .	這是個普遍的 錯誤 。
▶ 14	We'll take that up in the next class.	我們下堂課再討論這一點。

▶	15	It might be an idea to leave this till next time.	把這點留到下一堂課再討論吧。
---	----	---	----------------


4 教學活動

請掃描 QR-CODE
聽取音檔



(1) 確認理解

編號	例句	中譯
▶ 1	Raise your hand if you have a question .	有 問題 請 舉手 。
▶ 2	Do you have any questions about what we read last time?	上次讀的範圍有 問題 嗎？
▶ 3	Did you understand what I just read?	我剛才讀的你們 懂 嗎？
▶ 4	(1) Can you follow me? (2) Are you with me? (3) Do you get it? (4) Do you understand ? (5) So far so good? (6) Is everybody with me?	有聽 懂 嗎？
▶ 5	Any other questions ?	還有 問題 嗎？
▶ 6	Is that clear?	清楚了嗎？
▶ 7	Have you found the place?	你找到了嗎？
▶ 8	Are you ready?	準備好了嗎？

 9	Do you know what this word means?	你知道這個字的意思嗎？
---	-----------------------------------	-------------

(2) 詢問意見/鼓勵發言

編號	例句	中譯
 1	Can anybody correct this sentence ?	有誰可以 找出 這個 句子的錯誤 ？
 2	Are there any volunteers to answer this question ?	有人 自願回答 這個 問題 嗎？
 3	Anybody have any ideas ?	有人有 想法 嗎？
 4	Does anyone have a question about that? Go ahead.	有人有相關 問題 嗎？ 請說。
 5	Any suggestions on how we might succeed?	對於我們如何能成功，有任何 建議 嗎？
 6	(1) What's your opinion about this? (2) What are your thoughts on that?	你對這件事情的 想法 是什麼呢？
 7	(1) What do you have in mind ? (2) What do you reckon ?	你的想法是什麼呢？
 8	(1) Do you go along with that? (2) Would you agree with me that ~?	你 同意 嗎？ 你 同意 我對~的想法嗎？
 9	Do you see what I'm getting at?	你懂我的意見嗎？
 10	Could you speak up a bit, please?	你可以 大聲 一點嗎？

	11	Would you like to try to answer , Sarah?	莎菟，你要試著 回答 嗎？
	12	Can anyone help Sarah with the answer ?	有人可以幫忙莎菟 回答 嗎？
	13	Who hasn't answered yet?	誰還沒有 回答 ？
	14	I'm sure you can answer that.	我確定你可以 回答 的。
	15	I'm sure that you guys have your own views on the book.	我相信你們對這本書一定會有自己的 觀點 。
	16	I'm sure you all have your own answer .	我相信你們都有自己的 答案 。
	17	Those who disagree , please share your opinions .	不同意 的人請分享 論點 。
	18	Is there anyone else who has a view about this?	有沒有人對這件事有其他的 想法 ？
	19	Can you explain that to the interest of the class?	可以為同學們 解釋 一下嗎？
	20	I want to hear your reasons .	我想聽你們的 原因 。
	21	Who is willing to provide a suggestion ?	有人願意提供一個 建議 嗎？
	22	Let's hear now from those in the minority .	我們來聽聽 少數人 的意見。
	23	Are you persuaded ?	你們 同意 嗎？
	24	I think the topic is worth discussing .	我認為這是個 值得探討 的主題。
	25	What would you do? Let's take a poll .	你們會怎麼做呢？讓我 做個調查 。

▶	26	Who has a better solution to this problem ?	誰可以有更好 方式 來解決這 問題 ?
▶	27	Follow-up comments or discussion are welcome.	歡迎提出 後續回饋與討論 。

(3) 日常會話問題

	編號	例句	中譯
▶	1	Have you been ill ?	你 生病 了嗎?
▶	2	Do you feel better now?	你覺得好一點了嗎?
▶	3	What was the matter?	怎麼了?
▶	4	Can I get pass please?	可以借過一下嗎?
▶	5	Do you mind if I sit down?	介意我坐下來嗎?

5 回饋

請掃描 QR-CODE
聽取音檔



(1) 讚美

編號	例句	中譯
1	(1) That's right.	沒錯。
	(2) That's correct.	
2	(1) You've got it.	你答對了。
	(2) You've got the idea.	
3	(1) Good job!	做得好。
	(2) Good work!	
	(3) Well done!	
	(4) Wonderful!	
	(5) Terrific!	
	(6) Marvelous!	
	(7) Fantastic!	
4	Keep it up.	加油。
5	I'm impressed.	太棒了。
6	That was very good. Say it again.	很好，再說一次吧。
7	You are very good at guessing.	猜的不錯喔。
8	(1) You didn't make a single mistake.	你說的完全正確。
	(2) What you said was perfectly correct.	

▶	9	(1) That's exactly the point.	那就是我要的答案。
		(2) That's just what I am looking for.	
▶	10	(1) You have made a lot of progress .	你 進步 很多了。
		(2) You've improved a lot.	
▶	11	Please keep up the good work .	請 保持好的表現 。
▶	12	You're getting better at it all the time.	你持續在進步。
▶	13	You can do better than this.	你可以做得更好。
▶	14	You need more practice with these words.	你需要加強 練習 這些字。
▶	15	You'll have to spend some time practicing it.	你需要多花時間 練習 。

(2) 糾正

編號	例句	中譯
▶	(1) That's almost it.	差一點點就對了。
	(2) You were almost right.	
	(3) You're halfway there.	
	(4) You're on the right lines.	
	(5) You've almost got it.	
▶	(1) It might be, I suppose.	某種程度上是。
	(2) Sort of.	

▶		(1) Not really.	
▶		(2) Not exactly.	不太對喔。
▶	3	(3) Unfortunately, no.	
▶		(4) Not quite right.	
▶		(5) I'm afraid that's not quite right.	
▶		(6) Good try, but not quite right.	猜得好，但不對。
▶	4	Try to do it by yourself.	試著自己做做看。
▶	5	You can't use that word here.	這裡不適合用這個字。
▶	6	Try again.	再試一次。
▶	7	Better luck next time.	再試一次。
▶	8	Think hard.	好好地想一想。
▶	9	This is a very common error .	這是個普遍的 錯誤 。
▶	10	Do you need a clue ?	你需要 提示 嗎？
▶	11	You need more practice .	你需要多 練習 。

⑥ 教室管理





請掃描 QR-CODE
聽取音檔

(1) 管理秩序

編號	例句	中譯
 1	Settle down.	坐下來。
 2	Leave that alone now.	先不要管那個。
 3	Please tidy up .	請 整理乾淨 。
 4	(1) Clean <u>off</u> your desk .	請 整理桌子 。
	(2) Clean <u>up</u> your desk .	
 5	(1) Pay attention, please.	請注意。
	(2) May I have your attention, please?	
	(3) Listen up.	
	(4) May I have your attention, please?	
 6	Eyes to the front.	眼睛看前面。
 7	Turn around and face me.	轉過來 看著我。
 8	Turn and face the board .	轉過來 面向黑板 。
 9	(1) Look to the <u>left</u> .	看 <u>左邊</u> 。
	(2) Look to the <u>right</u> .	看 <u>右邊</u> 。
 10	Don't wander off on your own.	不要 發呆 。
 11	Listen to what she is saying.	請注意聽她說話。
 12	No way.	不行。

	13	Give that to me, please.	請把那個給我。
	14	Stay in your seat .	坐在 座位 上。
	15	Can you see the board ?	看得到 黑板 嗎？
	16	Put your pencil down.	把鉛筆放下。
	17	Hold your book up.	把書拿起來。
	18	Stay where you are.	待在原地。
	19	Next, please.	請下一位。
	20	Whose turn is it to read?	該誰唸了？
	21	Who hasn't answered yet?	誰還沒回答呢？
	22	Students, could you sit down, please.	同學們，請坐下。
	23	Can you four work together, please?	你們四個人一組，可以嗎？
	24	Let David say something too, please.	讓大衛也發言。
	25	What happens to teams who are too noisy?	太吵的隊伍會怎麼樣啊？
	26	You've been talking too much about things not related to the lesson.	你講太多跟課堂內容無關的事情了。

(2) 分發講義

編號	例句	中譯	
	1	Please hand out the worksheet .	請把講義發下去。
	2	Now, I'll hand out these copies .	我現在把講義發下去。

▶	3	Is there anybody who hasn't got a copy?	誰沒拿到講義？
▶	4	One handout for every three students.	三個人拿一份 講義 。
▶	5	There is one set of flash cards for each group.	每組一套 閃示卡 。
▶	6	I have some flash cards to give out today.	我有一些 閃示卡 要發。
▶	7	Don't forget to write your names on the paper.	別忘了要在紙上寫名字。

7 教學活動

請掃描 QR-CODE
聽取音檔














(1) 引起學生參與

★ 假設要說明一個課堂遊戲的規則，可以一面說明一面問問題，提高學生的參與度。


編號	例句	中譯
▶ 1	What is this? That's right, a dice . What do we do with a dice ?	這是什麼呢？沒錯，這是 骰子 。我們用 骰子 做什麼呢？
▶ 2	It's a cube and is used to play lots of games.	這是一種可以用在很多遊戲中的 方塊道具 。
▶ 3	You can't guess what is in my mind, can you?	你們猜的到我心裡在想什麼嗎？
▶ 4	How do we play dominoes ?	要怎麼玩 骰子 呢？
▶ 5	Here are some cards with nouns on them. How do you think you play dominoes with these?	這裡有一些印有 名詞 的卡片。你覺得要怎麼用 骰子 玩呢？

★ 要讓學生參與練習的時候






編號	例句	中譯
▶ 6	Come to the blackboard and write what you just said.	到 黑板 上寫你剛才說過的句子。
▶ 7	(1) Can you use a <u>yellow</u> chalk so that we can see clearly?	你可以用 黃色的粉筆 嗎？這樣我們才看得到你寫的。

	(2) Can you use a colored chalk so that we can see clearly?	你可以用 有顏色的粉筆 嗎？這樣我們才看得到你寫的。
	8 Move over a little so the class can see what you've written.	往旁邊站一點，同學才看得到你寫的字。
	9 Is there anyone who can point out the mistakes in the sentence ?	有人可以 指出這句話錯誤 的地方嗎？
	10 I want to draw your attention to the verb in this sentence.	請注意這句話的動詞。
	11 Copy it in the margins of the book.	請把它寫在課本的 空白處 。
	12 Let's discuss the difficult sentences in this passage .	我們來討論這 一段難懂的句子 。
	(1) Let's go over the answers.	現在開始 訂正 答案。
	(2) Let's go through the answers.	
	(3) Let's run through the answers.	
	(4) Let's check the answers.	
	14 Are there any points you want me to explain ?	有什麼需要 解釋 的地方嗎？




(2) 建構語言知識

編號	例句	中譯
	1 (1) Please give me a sentence about a past event .	給一個 過去式 的例子。

▶		(2) Please give me a sentence about a past action .	
▶	2	Which verb goes together with karate, aerobics and exercise ?	跟 空手道 、 雜耍 、和 運動 接在一起的 動詞 是什麼呢？
▶	3	Is the question “What have you been doing?” talking about the past, present, or future ?	「你最近都在做什麼呢？」這個問題是在談 現在 、 過去 、還是 未來 的狀況呢？
▶	4	What is the opposite of “under”?	「在底下」的 相反詞 是什麼？
▶	5	Do we use “how many” or “how much” with uncountable nouns ?	不可數詞 要用「how many」還是「how much」？
▶	6	How many adjectives can you think of to describe this picture of the Chang family?	你可以想到幾個 形容詞 來 描述 這張家庭合照呢？
▶	7	What do we call this tense on the board ?	黑板 上這種 時態 叫做什麼？
▶	8	What is the name of this tense ?	這個 時態 叫什麼？
▶	9	So, what is the difference in meaning between the Present Perfect tense and the one in the example above?	那麼， 現在完成式 和上面這個例子有什麼 不同之處 呢？
▶	10	What’s the difference between going to and present continuous for the future ?	「going to」和 未來進行式 有什麼 不同 呢？
▶	11	How do we make the passive voice ?	要怎麼改成 被動語態 ？
▶	12	What is the auxiliary verb ?	助動詞 是什麼？
▶	13	What tense is it in?	它是什麼 時態 ？









	14	How do we know which tense to put “be” into?	我們要怎麼知道 be 動詞要用什麼 時態 呢？
	15	How does the word order change from the active to the passive ?	主動語態 改成 被動語態 ， 字序 會如何變化呢？
	16	Can anyone spell “dandelion”?	有人會拼「蒲公英」的英文單字嗎？
	17	Can you think of any other words we can put here connected to winter? For example , what’s the word for frozen water?	誰能想到和冬天有關的字呢？ 比如說 ，結凍的水用哪個英文單字呢？
	18	What is the difference between a vet and a doctor? Which one works with animals?	你們知道「vet」和「doctor」的 差別 嗎？那一個是看動物的？

(3) 詢問意見與討論






編號	例句	中譯	
	1	What’s the difference between a plan and an arrangement?	計畫和安排的 差別 為何呢？
	2	What are the advantages and disadvantages of the methods?	這些方法的 優點 和 缺點 為何呢？
	3	What do you do outside the classroom to improve your English?	你在英文課堂外如何 增進 自己的英文呢？

(4) 分組練習

編號	例句	中譯
▶ 1	Now we will do a pair review activity .	現在我們要做 分組的複習活動 。
▶ 2	This is a conversation activity for pairs of students.	現在要做的是分組的 會話練習 。
▶	(1) Work in pairs.	二人為 一組 。
▶	(2) Work in groups of two .	
▶ 3	(3) Work in groups of three .	三人為 一組 。
▶	(4) Work in groups of four .	四人為 一組 。
▶	(5) <u>Make</u> groups of six .	六個人 一組 。
▶ 4	No more than four people in a group.	每組不要超過四個人。
▶ 5	Prepare an answer to this question.	準備好回答 這個題目。
▶ 6	We are going to do a group activity .	我們要來進行 分組活動 。
▶ 7	Everybody has to speak.	每個人都要說幾句話。
▶ 8	Work on the task together.	一起完成 任務 。
▶ 9	Ask your neighbor for help.	向 鄰居 請求幫助。
▶ 10	Move your desks into groups of four.	移動桌子，四人一組。
▶ 11	(1) Make a horseshoe shape with your desks.	(1) 把桌子排成 U型 。


	(2) Make a circle shape with your desks.	(2) 把桌子排成 圓形 。
	12 (1) <u>Throw</u> the dice.	丟骰子。
	(2) <u>Roll</u> the dice.	
	13 Who's next?	下一個是誰？
	14 You have five minutes for this.	你們有五分鐘做這件事。
	15 Come out and write it on the board .	出來把它寫在 黑板 上。
	16 It's time to finish. Have you finished?	結束的時間到了。你完成了嗎？
	17 Move on to the next activity.	進行下一個活動。





(5) 教學生做筆記

編號	例句	中譯
	(1) Write down the title of the quote .	把所 引述 的 名稱 寫下來。
	(2) Write down the author of the quote .	把所 引述 的 作者 寫下來。
	1 (3) Write down the page number of the quote .	把所 引述 的 頁數 寫下來。
	(4) Write down the title of the book.	把這本書的 名稱 寫下來。
	(5) Write down the author of the book.	把這本書的 作者 寫下來。

	(6) Write down the page number of the book.	把這本書的 頁數 寫下來。
	(7) Write down the title of the article .	把這篇 文章 的 名稱 寫下來。
	(8) Write down the author of the article .	把這篇 文章 的 作者 寫下來。
	(9) Write down the page number of the article .	把這篇 文章 的 頁數 寫下來。
	2 Only write down the exact words for important quotes .	只要將重要的 引文 一字不漏地記下來就可以了。
	3 Write down each word you hear.	把聽到的每個字記下來。
	4 I would like you to write this down.	我要請你們把這個寫下來。
	5 Write down only the important words.	把重要的字寫下來就可以了。
	6 You can put it in your notes.	你們可以將這個筆記下來。
	7 You may find it helpful to take notes.	你們會發現筆記很有用。
	8 Use a three-level indentation system for your notes.	把你的筆記做成 三層重點 。



(6) 請學生參考課本和資料

編號	例句	中譯
 1	Now, you can read in your book how these terms are defined .	現在可以看一下這些 詞 的 定義 為何。

	2	Take a look at the handout here.	看一下 這份 講義 。
	3	If you don't understand this part, there is a section in the book you can refer to .	如果你不 懂 這個部分，書裡有一個 章節 可以 參考 。
	4	A summary of the textbook content is on the slide .	投影片 上面有課本 內容 的 摘要 。
	5	Handouts are available on the course webpage .	講義 在 課程網頁 上。

(7) 主題轉換

	編號	例句	中譯
	1	Let's go back now to the arguments about global warming.	我們現在 回頭看 那個關於全球暖化的論點。
	2	Now let's go back to the two objections.	現在我們 回頭看 那兩個反對的意見。
	3	Now we need to turn to another topic .	現在要 談別的主題 。
	4	Let's put aside any security concern, and focus on this issue as a moral question.	我們先不管安全性的問題，先只 著眼於 道德問題上。
	5	Let me move on to another theory.	我要 談 另一個理論。
	6	Let's go on to the next paragraph.	我們 再看 下一段。
	7	Let me explain what I want you to do next.	我來 解釋 一下接下來要請你做的事。

	8	All right, then let's turn to the practical issue.	那麼，讓我們來 談 一個實際的議題。
	9	We are going to look at another case.	我們要來看另一個例子。

(8) 說明主要概念

編號	例句	中譯	
	1	We will deal with topics about agriculture today.	我們今天會提到農業的 主題 。
	2	Next, I'll tell you the basic idea , which is relatively simple.	接著，我要告訴你們一個相對簡單的 主題 。
	3	So, let me explain if you don't know what a gerund is.	所以，如果你不知道 動名詞 是什麼，讓我 解釋 一下。

(9) 舉例

編號	例句	中譯	
	1	Let's take a look at an easy example.	我們 看 一個簡單的例子。
	2	Let's give an example of that.	我們 舉一個 那樣的 例子 。
	3	For now, it's just an example .	目前來說，這只是一個 例子 。
	4	Let's look at an example of a gerund .	我們看一個 動名詞 的 例子 。
	5	I'll show you an example .	我會給你們看一個 例子 。

8 分派作業

請掃描 QR-CODE
聽取音檔



編號	例句	中譯
▶ 1	For your homework , please do activity B.	回家 作業 請作 活動 B。
▶ 2	We're out of time . Please finish this activity at home.	我們 時間差不多了 。請回家把這個 活動 完成。
▶ 3	Don't forget about your homework !	別忘了你們的 作業 !
▶ 4	At home, please do the exercise in the "Think about language" section on page 40.	在家請完成第 40 頁上面「文法句型」 部分 的 練習 。
▶ 5	Before tomorrow's lesson, think about a time you have taken a risk.	下一堂課之前,請先想一個你曾經冒險的例子。
▶ 6	For homework , imagine you are Ann Frank. Think about what it must have been like to be her.	回家 作業 是,想像一下,假如你是安·法蘭克,會是什麼感覺。

9 課堂收尾

請掃描 QR-CODE
聽取音檔



(1) 下次要討論的議題

編號	例句	中譯
▶ 1	Starting next time , we're going to read Hamlet.	下次上課開始 ，我們要讀〈哈姆雷特〉。
▶ 2	Beginning next time , we're going to take up questions about plastic microbeads.	下次 我們會開始探討塑膠微粒的問題。
▶ 3	I'll start with the topic of culture shock next time.	下星期一我要 開始討論的主題是 文化衝擊。
▶ 4	That's the question we'll turn to next time .	那就是我們 下次要討論的 問題。
▶ 5	Those are the questions we're going to pursue in the weeks to come.	那就是我們未來幾週會討論的問題。
▶ 6	We'll turn to that next time.	我們下次會討論那個問題。

(2) 下課

編號	例句	中譯
▶ 1	Okay then, that's all for today. Good bye. See you tomorrow.	好。今天就上到這裡。明天見囉。
▶ 2	Let me sum up .	讓我 做個總結 。
▶ 3	We'll do the rest of this chapter next Tuesday.	下週二我們再繼續這一章。

	4	We've run out of time , so we'll continue next lesson.	我們 時間到了 。下次再 繼續 吧。
	5	We'll finish this exercise next class.	下堂課我們會完成這個 練習 。
	6	The bell has rung. It's time to take a break .	鐘聲響了。該 下課 了。
	7	That's all for today .	今天就上到這裡 。
	8	You may have a 10-minute break .	你們可以 休息 十分鐘。
	9	There's the bell. It's time to stop.	鐘響了。下課時間到了。
	10	We still have five minutes left.	我們還有五分鐘。
	11	We'll read the next part of the passage in the next lesson.	我們下一堂課會讀下一個部分。
	12	Have a nice weekend.	週末愉快。
	13	How much homework do you have from your other lessons?	其他課的 作業 有多少呢？
	14	(1) I will ask questions on <u>what we studied today</u> .	下堂課要抽問。
		(2) I will ask <u>review</u> questions <u>on this material next time</u> .	
	15	Prepare the next chapter for Monday.	下週一預習好下一 章 。
	16	We'll collect the workbook next Monday.	下星期一要 收習作 。
	17	Next class you have to write the first paragraph of this lesson without looking at the book.	下堂課你們要默寫第一段。



18

I'll give you a test on this lesson
sometime next week.

下星期會找一天測驗這一課。

10 考試



請掃描 QR-CODE
聽取音檔

(1) 考試前的叮嚀

編號	例句	中譯
▶ 1	Put your books away.	請把書收起來。
▶ 2	Close your books.	把書闔起來。
▶ 3	Pack your things away.	把東西收起來。
▶ 4	When you take the test tomorrow, you must sit in your assigned seat .	明天考試要照 指定座位 坐。
▶ 5	Bring the things you need for the test, such as a compass , a ruler , and correction tape .	帶著你會需要的東西，像是 圓規 、 尺 、 修正帶 等等。
▶ 6	This test will be scored by computer, so please use a 2B pencil and an eraser.	這次是電腦閱卷，所以要用 2B 鉛筆和橡皮擦。
▶ 7	Write your name at the top of the sheet.	把名字寫在考卷上方。
▶ 8	(1) The grades will be <u>posted</u> in three days.	成績過三天之後就會 宣布 。
▶	(2) The grades will be <u>released</u> in three days.	
▶	(3) The grades will be <u>announced</u> in three days.	
▶	(4) The grades will be <u>available</u> in three days.	

▶	9	Do not borrow anything during the test; any talking with other students during the test will be taken as cheating .	不要在考試中向別人借東西；考試期間任何和其他人交談的行為都會被視為 作弊 。
▶	10	Do the questions you know first. Skip the questions you don't know. Don't get stuck on them. You can come back to them later.	會的題目要先寫，不會的先跳過，可以之後再回來看。
▶	11	(1) You must wait until the bell rings to hand in your paper.	要等到打鐘才可以 交 考卷。
▶		(2) You must wait until the bell rings to turn in your paper.	
▶	12	You don't need to turn in the test paper . Turn in the answer sheet .	不用 交 題目卷。只要 交 答案卷。



(2) 考試結束前的提醒

編號	例句	中譯
▶	1 You have five more minutes to finish the questions .	你們還有五分鐘可以 作答 。
▶	2 In five minutes, I will collect the answer sheet .	再過五分鐘，我就要 收考卷 了。
▶	3 Stop writing when you hear the bell.	聽到鈴聲響起，就停止作答。
▶	4 Remain in your seat while the test monitor collects your answer sheet .	坐在座位上等 監考老師收卷 。










▶	5	The last person in each row will now collect the answer sheets . Everyone else is to remain quietly in your seat.	每 排 最後一位同學起來 收卷 。其餘同學安靜坐著。
▶	6	Is there anyone who hasn't turned in the test sheet ?	還有人沒 交考卷 嗎？

(3) 改考卷

▶	編號	例句	中譯
▶	1	We will begin grading the papers in five minutes.	我們再過五分鐘就要 改考卷 。
▶	2	Now it's time to correct the answers .	現在開始 改考卷 。
▶	3	Exchange papers now.	考卷 交換 改。
▶	4	(1) Pass your paper <u>back</u> two people.	考卷往 <u>後</u> 傳兩個。
▶	4	(2) Pass your paper <u>forward</u> two people.	考卷往 <u>前</u> 傳兩個。
▶	5	Mark the wrong answer with a cross.	錯的答案打叉。
▶	6	Take off one point for each wrong answer.	錯一題 扣 一分。
▶	7	It is not possible to get partial credit for an incomplete answer.	填充的空格沒有 半對 。

	8	Take off half of the points for each sentence if a word is translated wrong.	如果一個字翻錯，就 扣 該題一半的分數。
	9	Count up all the points.	把分數 加總 。

(4) 講解考卷

編號	例句	中譯	
	1	If you don't understand, you should ask. Don't try to muddle your way through.	不懂的地方要問。不要 混 過去。
	2	Look at the third multiple choice question .	看 選擇題 第三題。
	3	Raise your hand if you got it right.	這題答對的 舉手 。
	4	Is there anyone who got the whole part right?	有人這一大題全部寫對的嗎？
	5	If you only missed one, raise your hand .	只錯一題的 舉手 。
	6	Why is answer 2 wrong?	選項 2 為什麼不對呢？
	7	Do you have any questions on the multiple-choice part ?	選擇題部分 有沒有問題呢？
	8	What is your answer for number 3?	你第三題怎麼回答的呢？
	9	You'll have five minutes to discuss the questions that you don't understand.	你們有五分鐘討論不懂的問題。

▶	10	(1) Do you have any questions <u>on</u> this practice exam ?	這次的 模擬考題目 有問題嗎？
▶		(2) Do you have any questions <u>about</u> this practice exam ?	
▶		(3) Do you have any questions <u>on</u> this mock exam ?	
▶		(4) Do you have any questions <u>about</u> this mock exam ?	
▶	11	The question is very tricky .	這個題目太 難 。
▶	12	It's difficult to give you an exact answer now, but I'll look it up and get back to you later.	我現在無法給你明確的答案。我要查一下再回答你。

參考資料

- 英語授課例句指南。孫于智著。民 103。國立交通大學出版社。
- 校園美語應用手冊。傅修榮，ELAINE BANKS 著。民 87。文鶴出版有限公司。
- 全英語上課手冊 Classroom English Handbook。Alex Rath PhD 著，羅竹君編。民 93。寂天文化事業有限公司。

<https://zh.scribd.com/document/12251193/Classroom-Language>

<https://gogojaz.pixnet.net/blog/post/45477952-%E6%A0%A1%E5%9C%92%E8%88%87%E6%95%99%E5%AE%A4%E5%B8%B8%E7%94%A8%E7%9A%84%E8%8B%B1%E8%AA%9E%E5%AD%97%E5%BD%99%E8%88%87%E7%94%A8%E8%AA%9E%28%E4%B8%AD%E8%8B%B1%E5%B0%8D%E7%85%A7%29->

編輯團隊

發行單位 國立臺灣師範大學雙語教學研究中心

指導單位 教育部師資培育及藝術教育司

總策劃 程玉秀

撰稿 陳 玟 陳其玲

校稿 張 愷 洪佳悅

諮詢委員 李壹明 林秀娟 索家吉 曾麗娜

Alexander Wallace Tina Lin

音檔錄製 陳 玟 張 愷 黃悅捷 賴國維

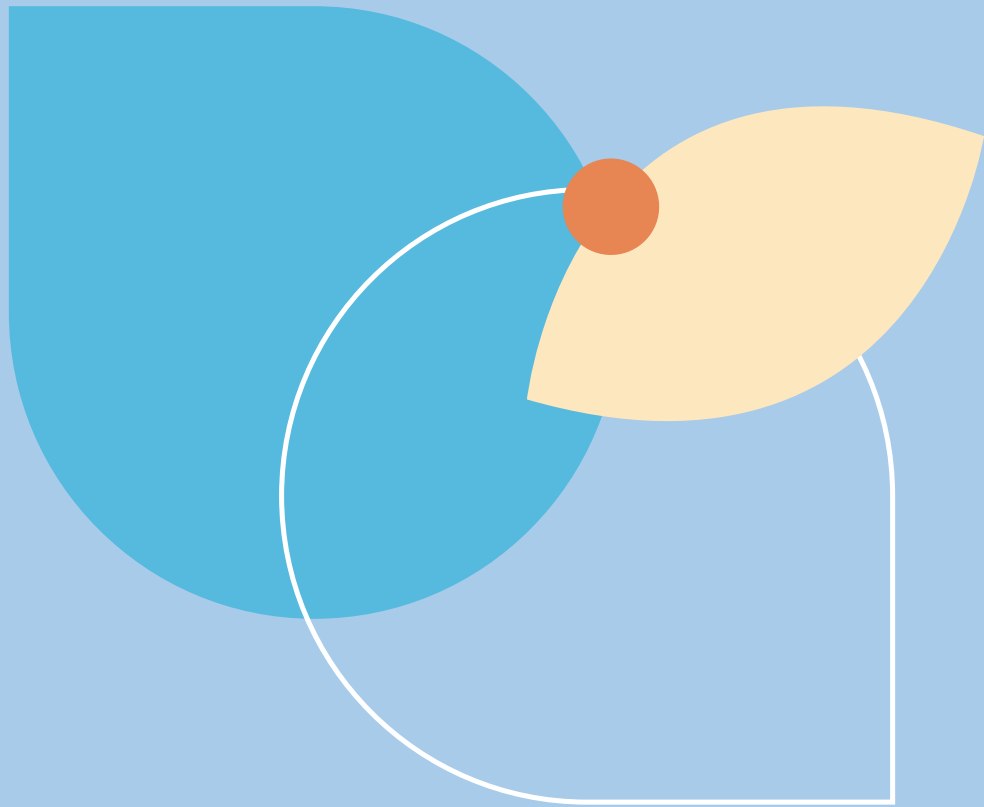
音檔修製 羅婉禎

音檔整理 張 愷 洪佳悅

內頁美編 洪佳悅

封面封底 JUPE Design

**本書僅供師培教學、教育學習之用途
請勿將本書再製，另作商業販賣用途**



NTNU BILINGUAL EDUCATION
RESEARCH CENTER

欲鎖定**雙語教學趨勢**與**免費研習資訊**

可追蹤臺師大雙語教學研究中心粉絲專頁



facebook : ntnuemi