


- a t



—

a t



—

a t



—

a t

- a d




—

a d



—

a d



—

a d


- e n



- e n

10

- e n



- e n

- e t



- e t



- e t



- e t

- i g



- i g



- i g




- i g

- i n



- i n



- i n




- i n

- o p



l

o p



l


o p



l

o p

- o t



l

o t



l

o t



l

o t

- u g



l

u g



l


u g



l

u g

- u b




l

u b



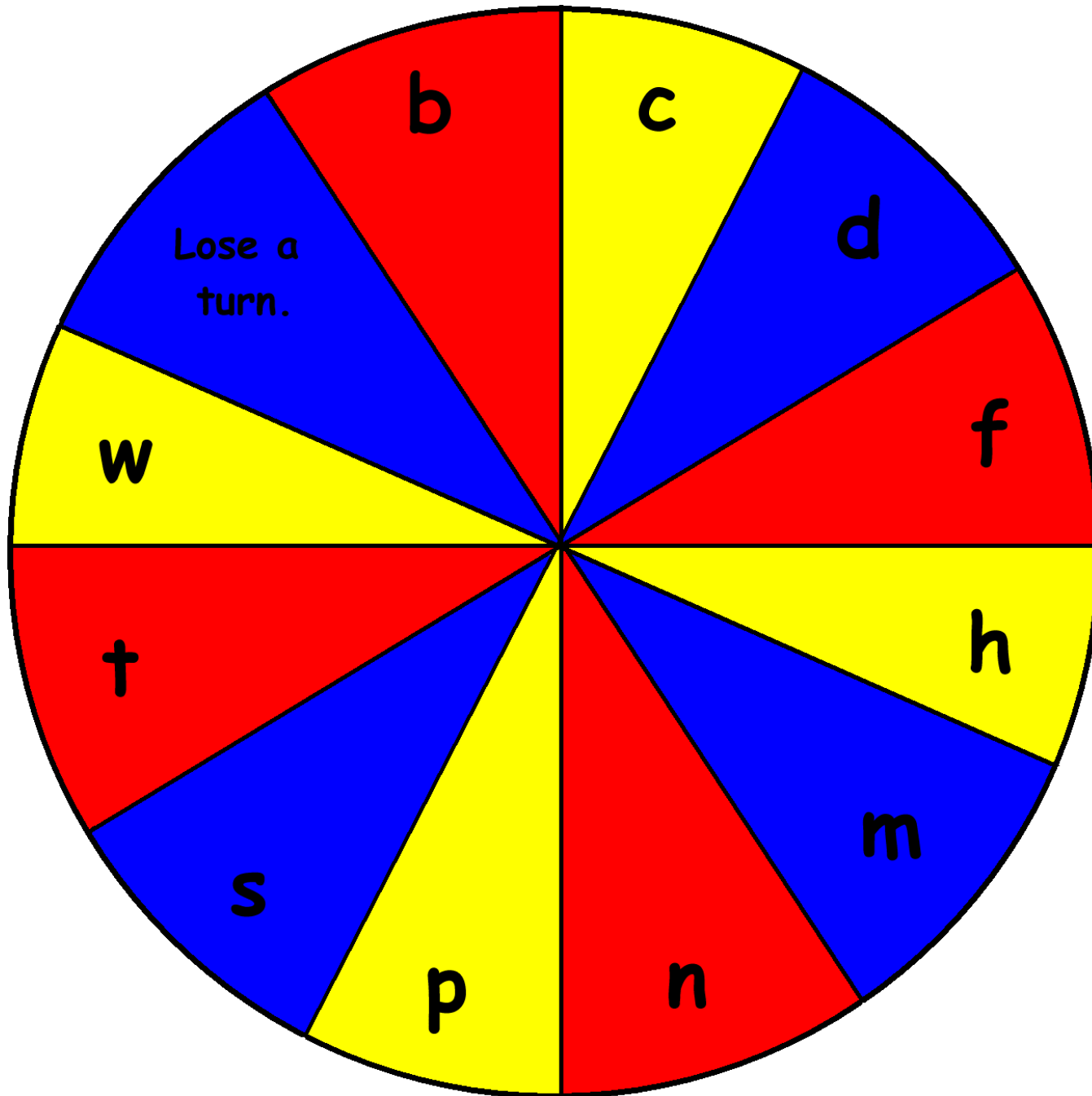
l

u b



l

u b



Directions: Give each student one or more word family cards. Students then spin letters to complete the words on their word family card(s). The first student to fill a card wins. To construct a simple spinner, affix laminated spinner to foam board. Place a paperclip on the center and insert a tack through it, leaving room for the clip to spin freely.