


What did you notice?



Introduction

1. English, like all languages, is an ever-changing language.
2. What is acceptable grammar for spoken English might not be the same as what is expected for written English.
3. Teachers often think of English grammar in more difficult and complicated terms than students.
4. English grammar is complicated. No one knows it all.
5. **Grammar CAN BE FUN!**

The definition of “grammar”

What is Grammar?


Grammar is the rules, forms, functions and structure of a language.

For the students to learn grammar and patterns well, we need to make sure in each lesson we cover...

- Structure
- Meaning
- Usage

Let's Play: The hottest celebrity couples

Why know grammar well?



Professional:

Student Expectations:

Confidence:




Misconceptions

There are many misconceptions about teaching grammar. What do you think?

1. Grammar doesn't need to be taught.
2. Grammar is meaningless.
3. Grammar has random rules.
4. Grammar is boring.
5. Not everyone can learn grammar.
6. "I don't know enough to teach grammar."

Most misconceptions about grammar can be changed if grammar is presented to the students in an effective way.

- **Be clear:**
- **Be efficient:**
- **Be memorable:**
- **Be lively and interesting:**
- **Make it appropriate:**
- **Be productive:**



Do's and Don'ts for making grammar lessons **FUN** for your students

Do's

- Include games or activities for drilling
- Always review the old before teach the new

Demo

The trainer will demo a short section using the techniques and methods above. See if you can identify the different steps the trainer uses in the demo. Check the things you see the trainer do in the demo.

Example: Give Me Five Book 5 Unit 1 & 2



Give Me Five
Book 5 Unit 1

➤ **Review the old**



Do you like apples?

Yes, I do.

I like apples.


No, I don't.

I don't like apples.

Tips!

- Teach a complete sentence rather than one word to answer
-

➤ **Teach the new**



Let's Play:



Do's

- Get your students moving
- V
- A
- R
- G
- Make class communicative
- Get your students to _____

Give Me Five
Book 6 Unit 3




➤ Review the old

Word Bank

- eating
- playing
- reading
- cooking
- sleeping
- singing

Bob is in the **dining room**.
He's **eating**.



➤ Teach the new




Vocab: Teach the new Give Me Five Book 6 Unit 3

1.
2.
3.
4.
5.
6.

Don'ts

- Spend your entire class period _____ your students
- Keep their _____ in the book
- Fail to offer variety

Let's Play: Grammar Auction



eBook Games:



Experience Sharing

- In your group, write down 2-3 grammar points you think students have difficulty with.
- Think of some fun, interactive grammar games.
- Play with your group and share with the class!

Discussion

